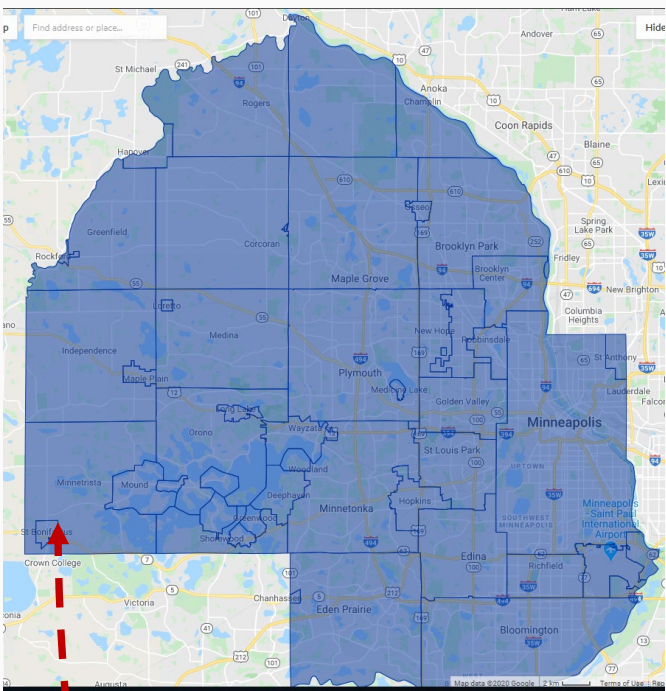


Hennepin County Age-Friendly Community Initiative

June 24, 2020



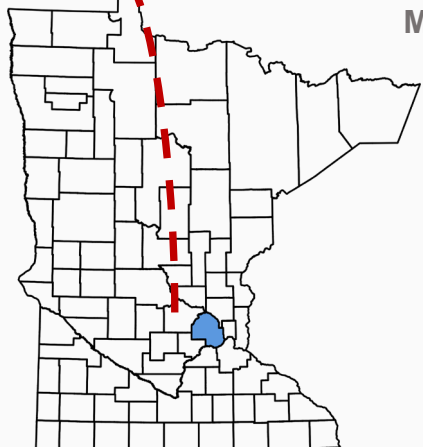
Hennepin County, Minnesota



45 cities

Minneapolis

Brooklyn Center
Medicine Lake



	Hennepin County	Minnesota
Population	1, 265,843 (22.5% of state)	5,639,632
Senior age 65+	14.0%	15.9%
Population of color	31.4%	20.5%
Foreign born	14.1%	8.4%
Median income	\$74,113	\$68,411
Persons in poverty	10.3%	9.6%

AT-RISK POPULATION



97,308

474,854

Households
With Disability



52,062

233,174

Households w/Pop
65+ Living Alone



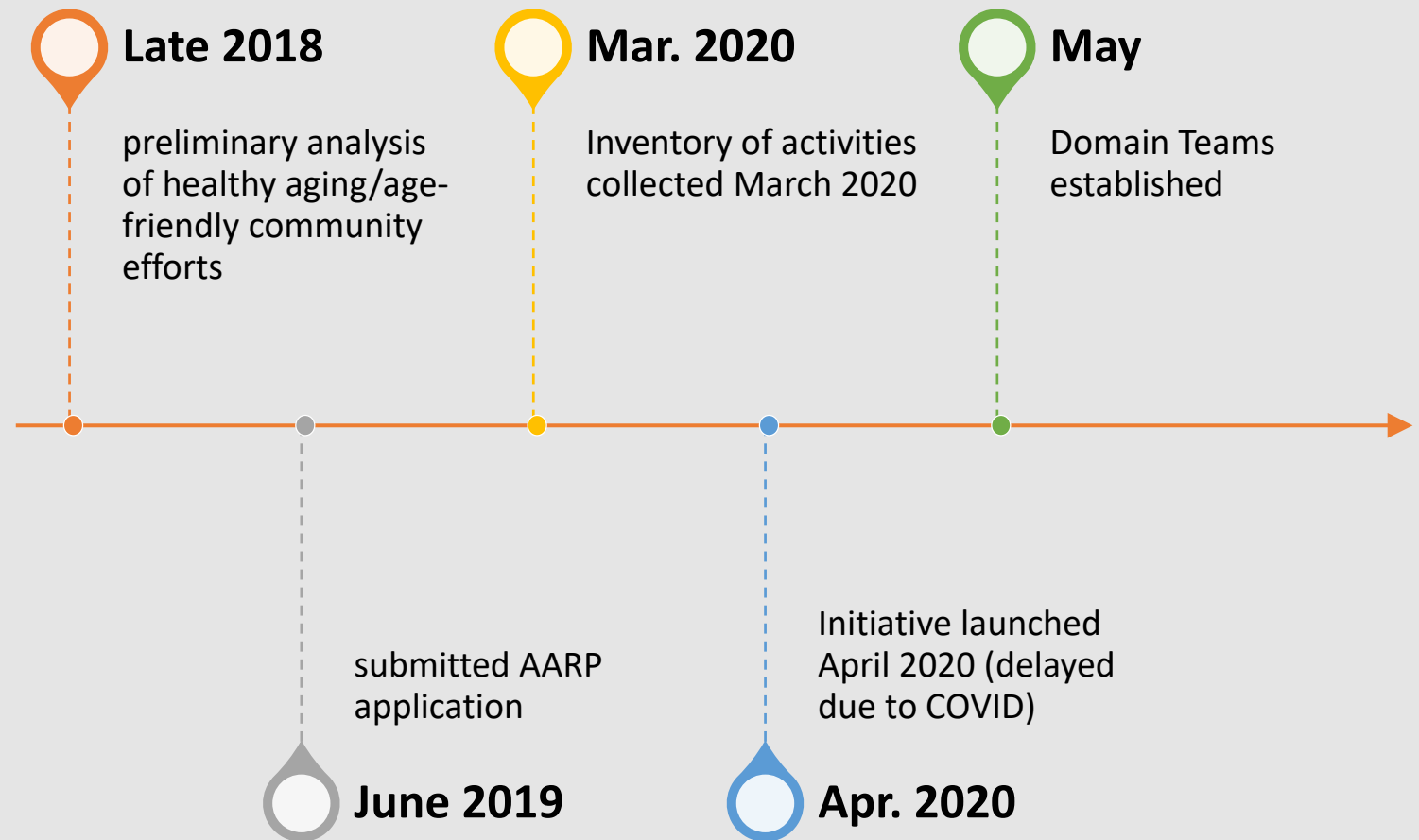
50,696

148,982

Households
Without Vehicle



Chronology of efforts



Participating Hennepin County Departments

- Audit, Compliance and Investigative Services
 - Communications
 - Dept. of Community Corrections and Rehabilitation
 - District Court
 - Facility Services
 - Hennepin Health
 - Housing and Economic Development
 - Human Resources
 - Human Services (several areas)
- Library
 - Intergovernmental Relations
 - IT
 - Medical Examiner
 - Northpoint
 - Public Health
 - Public Works
 - Purchasing
 - Sherriff's Office
 - Veteran's Services

Domain Group Process Steps

Presentation providing an overview of the domain

- What's in scope? How should we be looking at this domain? How have others addressed it?
- What roles have been assumed by the County?
- Where do we have effort we can build upon?

Review of data

- SHAPE data identified by domain; highlights disparities
- Livability index
- Discussion of departmental measures

Review and discussion of domain inventory

Best/promising practices

Domain strategy development

Health of older adults in Hennepin County

	Adults 55+ of low income	Adults 55+ not low income
Report a functional disability (ADL or IADL)*	31%	6%
Report frequent mental distress (14+ of past 30 days mental health not good)*	21%	6%
Report feeling isolated*	12%	4%
Experience prescription insecurity in past 12 months (among those who regularly take prescription)*	16%	5%
Have unmet medical care needs in past 12 months (among those who needed care)*	29%	14%
Report low social and emotional support*	20%	7%
Experienced food insecurity in past 12 months*	25%	2%

SHAPE 2018: selected findings

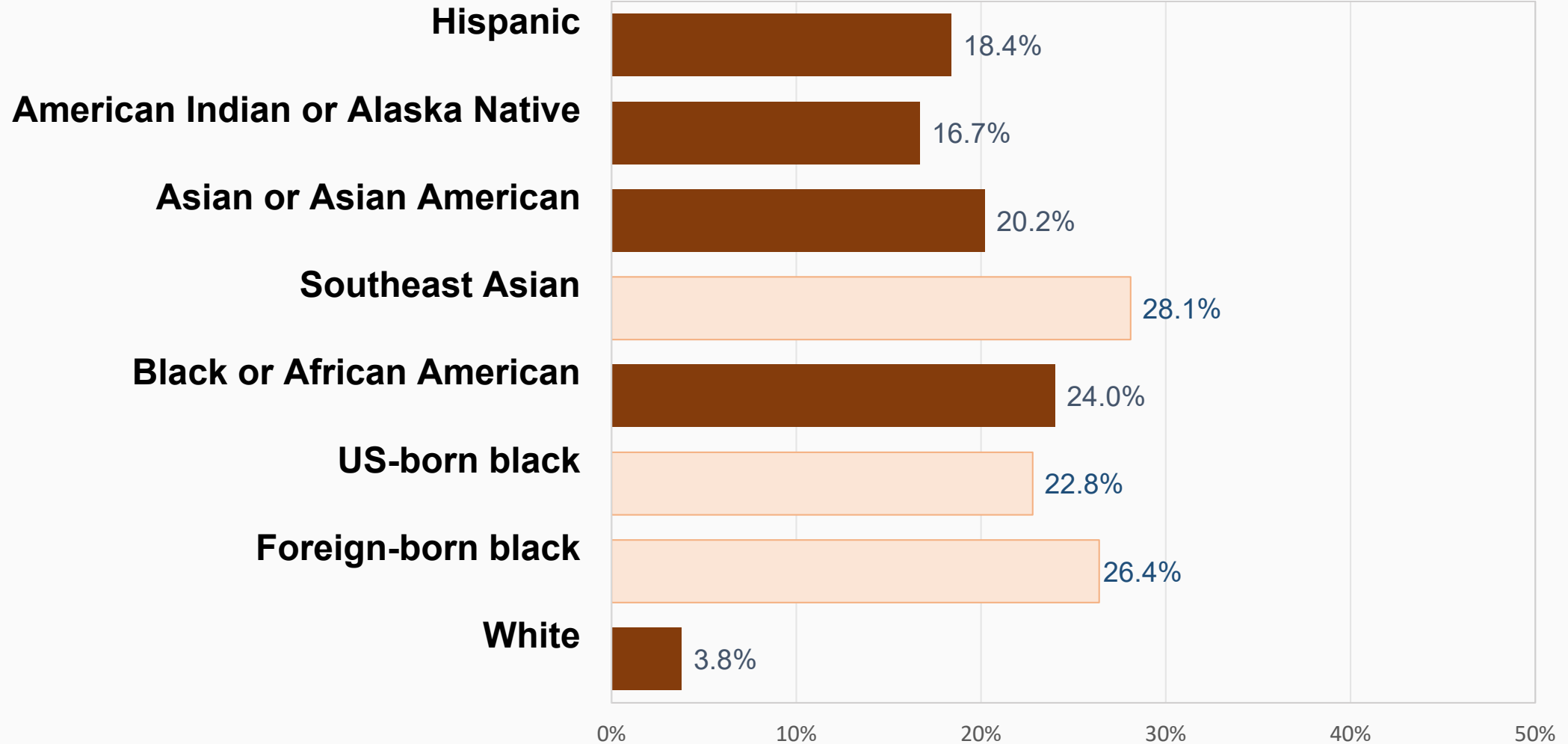
* Results are statistically significant @ p<0.05





Percent transportation insecurity by selected race and ethnicity*

Hennepin County older adults (age ≥ 55), SHAPE 2018



* Difference in rates across major race and ethnicity categories is statistically significant @ $p < 0.05$. The test doesn't include subgroups, i.e. Southeast Asian, US-born black, Foreign-born black. . Race and ethnicity are mutually exclusive. If a respondent said that he/she is Hispanic, and at the same time, indicated one or more race, he /she will be classified as Hispanic only.





Hennepin
County Age-
Friendly
Community

Project Coordinator:

Jim Mara

James.Mara@Hennepin.us

612-348-3044





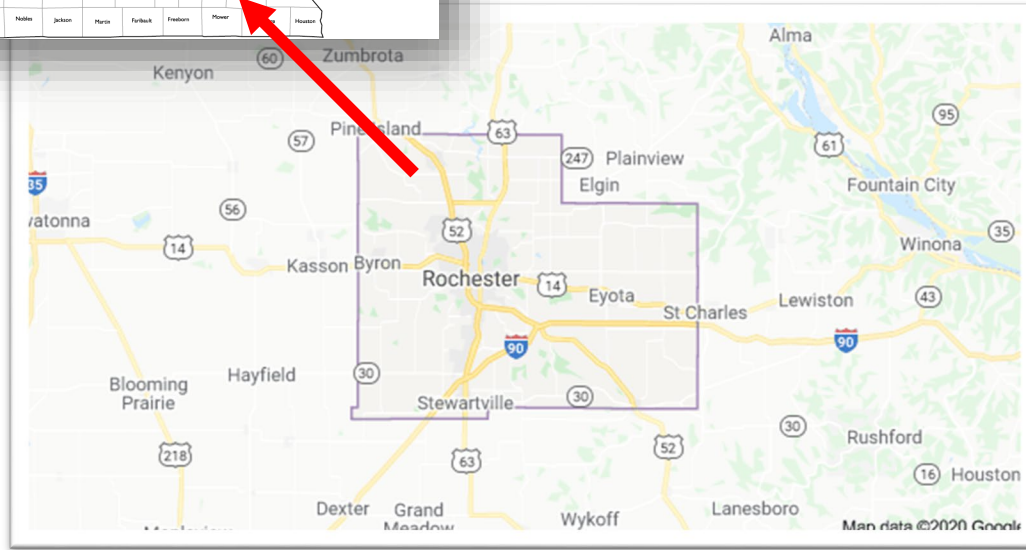
Age Friendly Olmsted County





Rochester

Stewartville
Byron
Eyota



Population:

- 160,000 give or take.
- 65+ = 15.5% with more every day.
- 84.2% white

Income:

- Median income: \$75,000.
- Lowest poverty rate in country: 6.6% .
- The poverty rate for blacks in Rochester is about 35 percentage points higher than the rate for whites, making it one of the biggest gaps among metro areas of similar size.

Olmsted County




Age Friendly Olmsted County


Key Health Disparities

Our Community Promotes Senior Independence


Retirement



Children in Household




Education




= 10%

Seniors who Seek Medical Attention for Falls

Gender



Race/Ethnicity



= 1%

SENIOR INDEPENDENCE

Community Health Importance

- Meeting future senior healthcare challenges will require:
 - More resources
 - New approaches to care delivery
 - Greater focus on wellness and prevention
- The number of people living in nursing homes is growing
- Medicaid spending on long-term care has significantly increased

Contributing Factors

- Olmsted County's senior population is increasing
- People are living longer
- People are living with multiple chronic conditions

Community Thoughts

Seniors can't retire, get sick, paying too much for housing.

Seniors ... don't get the services they actually need.

Elderly people could benefit from carpooling/transportation.

Olmsted County Summary

- 46% of residents believe our community promotes senior independence through:
 - Housing opportunities for people with limited or fixed incomes
 - Housing opportunities for people with limited physical abilities
 - Access to services to live independently
- 62% of seniors currently take prescriptions in 5 or more drug groups
- 6% of seniors experience a fall for which they seek medical attention
- Since 2012, polypharmacy and falls have both increased
- Deaths due to falls in Olmsted County and Minnesota are twice as high as those in the United States
- Disparities are connected to retirement status, children in household, education level, gender and race

**Olmsted County
Community Health Needs
Assessment (CHNA)
October 2019**

Factors impacting the
quality of independent
living for seniors (65+)



Age Friendly Olmsted County

**46% of Olmsted County's residents believe
our community promotes senior independence.**

35.2% of all *retired* residents believe so.

Olmsted County Community Health Needs Assessment October 2019



Age Friendly Olmsted County

2017



August - "After the Boom" Forum

- MN State Demographer
- Olmsted County
- Family Service Rochester

October - AARP Age-Friendly Network

- Will Phillips, AARP MN

October - Creating a Livable Community

- Age Friendly Northfield

November – 1st Meeting Age Friendly Community Action Team

- To pursue an application to the AARP Network of Age Friendly States and Communities



Chronology



Age Friendly Olmsted County



Dave Beal, In the City for Good Steering Committee; Marketing and Communication Manager, Family Service Rochester

Lynn S. Borkenhagen, DNP, APRN, CNP, ACHPN, Assistant Professor of Medicine, College of Medicine Mayo Clinic, Rochester Minnesota, Primary Care Internal Medicine Care Transitions/Palliative Care Homebound Program

Bruce Buller, D.Min, Pastor, United Methodist Church (retired)

Dan Conway, Eldercare Development Program Developer, Southeast Minnesota Area Agency on Aging

Priscilla VanGrevenhof, Information Services Statistical Systems - Health Services Evaluation, Mayo Clinic (retired)

Ken Zaiken, VP of Systems Solutions, Lakeview Technology (retired); AARP Minnesota Executive Leadership Council

Jay Haapala, Associate State Director Community Outreach, AARP Minnesota

Age Friendly Action Team



Age Friendly Olmsted County

2018

- AFC Action Team begins regular monthly meeting
- Develop and Field Survey
- First meeting with Olmsted County
- Second Meeting with Olmsted County
- Creating a Livable Community Forum with Danielle Arigoni, AARP Director of Livable Communities
- Third Meeting with Olmsted County

January
Spring – Winter
April
September
September
December

2019

- Close Out Survey
- Draft Network Application
- Age-Friendly CHNA Listening Session
- Fourth Meeting with Olmsted County
- County staff declines
- Meeting with Olmsted County Board members
- “Strong Towns” Forum
- Health, Housing, and Human Services Committee approves

January
January – March
April
July
August
August
September
November

Chronology



Age Friendly Olmsted County

January 7, 2020 – Olmsted County Board Approves



Family Service Rochester will lead the age-friendly planning process with the County participating in support of that process.

FSR will convene and facilitate planning activities and the preparation of the planning report.



Olmsted County will assist in the inventory and documenting of existing data from various appropriate sources pertinent to the planning process.

The County will assist the planning process participants in understanding how the data informs opportunities/priorities for collective action.

Olmsted County Board Action

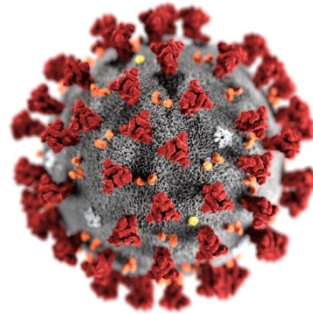


Age Friendly Olmsted County

2020

- FSR and Olmsted County staff leads begin meeting
- Recruiting “data group”
- Met with Rochester Mayor

January
February – March
March



- Orientation meeting data group”
- Data group begins bi-monthly regular Zoom meeting
- Age Friendly Minnesota Council panel

April 17
May 4
June 24

Chronology



Age Friendly Olmsted County



Age Friendly Olmsted County

Dave Beal	Marketing and Communication Manager, Family Service Rochester
Dawn Beck	Associate Director, Special Assignment, Olmsted County
Dan Conway	Eldercare Development Program Developer, SEMAAA
Wafa Elkhalfifa	Cash Management Officer, Foresight Bank
Jay Haapala	Associate State Director Community Engagement, AARP Minnesota
Jodi Melius	Program Coordinator, Alzheimer's Disease Research, Mayo Clinic
Dee Sabol	Executive Director, Diversity Council
Gregg Voss	Executive Director, Elder Network
Gregg Wright	Olmsted County Commissioner
Ken Zaiken	Executive Committee, AARP Minnesota



Age Friendly Olmsted County Data Group

Age Friendly Olmsted County

Our primary purpose is to complete a community livability assessment and convene action planning group.

Demographics

US Census | Minnesota Compass | Olmsted County

Livability Dimensions

AARP Sources: Livability Index – State/County/Cities | Home and Community Preference Survey | Home and Community Survey Rural | IC4G Livable Community Survey | AFMN State Survey

OLMSTED COUNTY Sources: Community Health Needs Assessment (CHNA) | CHNA Listening Session - Seniors | Additional Olmsted County Data | Additional United Way of Olmsted County data

MUNICIPALITY Sources: City of Rochester Community Survey | Intercultural Cities Index Questionnaire –Rochester | Additional municipal data (Stewartville, Byron, Eyota)

Participatory Community Research Project

Qualitative data using older adults as “co-researchers” conducting interviews

Data Group Work Plan



Age Friendly Olmsted County



Age Friendly Olmsted County

