

## Guide to Parent Aware One-Star Rating Options

The purpose of this document is to provide directions for licensed child care programs on how to opt in or opt out of the Parent Aware One-Star Rating in Develop.

For Tribally licensed programs there is a customized process to use for the One-Star Rating. [Contact your local Parent Aware Recruiter](#), or call 1-888-291-9811.

### IMPORTANT:

- For new Develop users and organizations (those who have never had any accounts), see section [Develop Individual and Organization Profiles, A](#): steps #1 and #2.
- For users who have an existing Develop account and have an individual profile set up, but need to link to their Organization profile, see section [Develop Individual and Organization Profiles, B](#) step #1.
- For existing users and organizations, see the section **Directions to Accept**.

## BACKGROUND

Starting July 1, 2026, all licensed child care providers that are in good standing with the state or their Tribe will automatically receive a One-Star Parent Aware Rating ([Minnesota Statutes, section 142D.13, subdivision 2](#)), unless they are already Rated or choose to opt out.

This change will align Minnesota's Quality Rating and licensing standards, simplify Parent Aware participation, and increase access to Early Learning Scholarships for families and providers.

To learn more about the One-Star Rating, please see the [Parent Aware One-Star Rating change web page](#).

## DEVELOP INDIVIDUAL AND ORG PROFILES

A Develop account is needed to access the system and to create an individual profile. Please note that a Develop account can be created at any time, but an individual profile is required to link to an organization profile. This is different from applying for membership in Develop.

### A. NEW DEVELOP ACCOUNT, SETTING UP INDIVIDUAL PROFILE, AND REGISTER NEW ORGANIZATION.

1. To create a new Develop account and set up an individual profile, see the document, [Creating an Individual Profile \(PDF\)](#).

## Guide to Parent Aware One-Star Rating Options

2. Once an account and profile is set up in Develop, see the document, [Creating an Organization Profile](#) (PDF). After these steps have been completed and a request to register the account has been submitted, the Help Desk will need to approve the request.

### B. LINK ORGANIZATION AND INDIVIDUAL ACCOUNT

**Note:** This is for users that already have a Develop account and an individual profile set up in Develop. To link an organization to an individual account, an individual profile needs to be created. If this has not yet been done, see the above section, **A. New Develop account, setting up individual profile, and register new organization.**

1. To link an organization and individual account, see the document [Linking Organization and Individual Accounts](#) (PDF).

If there are issues with any of these steps, contact the Develop Help Desk at:

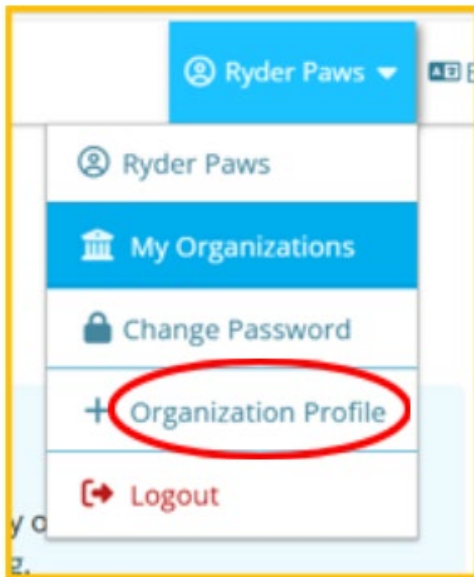
- 844-605-6938 or [support@develophelp.zendesk.com](mailto:support@develophelp.zendesk.com)
- Available by phone Monday, Wednesday, and Friday 8 a.m. – 5 p.m. with extended hours of 8 a.m. – 7 p.m. on Tuesday and Thursday.

# Guide to Parent Aware One-Star Rating Options

## DIRECTIONS FOR PARENT AWARE ONE-STAR RATING OPTIONS

1. Log into [Develop](#) with user name and password.
2. Navigate to the name displayed in the right corner of the **My Personal Profile**. Click on the organization name and for individuals with multiple organizations connected to their profile select "My Organizations" then select the organization you want to work on.

My Personal Profile



# Guide to Parent Aware One-Star Rating Options

3. The **Organization Profile** page displays the One-Star Rating Options message as well as the **Quality Dashboard**.

## a. Organization Profile (Eligible vs Ineligible)

### i. Eligible

#### One-Star Rating Options

Starting July 1, 2026, all licensed child care providers that are in good standing with the state or their Tribe will receive a One-Star Parent Aware Rating ([Minnesota Statutes, section 142D.13, subdivision 2](#)), unless they are already Rated or choose to opt out.

To learn more about One-Star Rating, please see the [Parent Aware One-Star Rating change](#) web page.

For licensed programs that are not currently participating in Parent Aware, click the button, One-Star Rating Options, below to view your options.

[One-Star Rating Options](#)

### ii. Ineligible

#### One-Star Rating Options

Starting July 1, 2026, all licensed child care providers that are in good standing with the state or their Tribe will receive a One-Star Parent Aware Rating ([Minnesota Statutes, section 142D.13, subdivision 2](#)), unless they are already Rated or choose to opt out.

[One-Star Rating Options](#)

Your program is not eligible for the One-Star Rating. For more information, [contact your local Parent Aware Recruiter](#), or call 1-888-291-9811.

## b. Quality Dashboard (Eligible vs Ineligible)

### i. Eligible

#### Parent Aware One-Star Rating

To learn more about One-Star Rating, please see the [Parent Aware One-Star Rating Change](#) web page. For licensed programs that are not currently participating in Parent Aware, click the button, "One-Star Rating Options", below to view your options.

[One-Star Rating Options](#)

# Guide to Parent Aware One-Star Rating Options

## ii. Ineligible

### ❗ Parent Aware One-Star Rating

Your program is not eligible for the One-Star Rating. For more information, contact your local Parent Aware Recruiter, or call 1-888-291-9811.

One-Star Rating Options

4. Click on the **One-Star Rating Options** button. A new tab will open and display information about the One-Star Rating Options.

One-Star Rating Options

5. Read through the **One-Star Rating Options instructions** displayed on the page.

Starting July 1, 2026, all licensed child care providers that are in good standing with the state or their Tribe will receive a One-Star Parent Aware Rating (Minnesota Statutes, section 142D.13, subdivision 2), unless they are already Rated or choose to opt out.

Please review the following terms and agreements for the One-Star Rating options. Proceed to the bottom of the page to make your selection. If you wish to cancel, you can click "Cancel" at the bottom of this page or close the window.

#### 📖 What is the One-Star Rating?

Parent Aware is Minnesota's Quality Rating and Improvement System for early care and education programs. Parent Aware is administered by the Department of Children, Youth, and Families' Early Childhood Administration, in coordination with the Department of Health. Your program's participation in Parent Aware being on the date this agreement is executed, pending confirmation your program meets the stated eligibility requirements. This agreement is between your program and the Minnesota Department of Children, Youth, and Families (DCYF). It describes requirements for participating in Parent Aware, for the benefits you may receive, and for holding a Parent Aware Rating.

Starting July 1, 2026, all licensed child care providers that are in good standing with the state or their Tribe will receive a One-Star Parent Aware Rating (Minnesota Statutes, section 142D.13, subdivision 2), unless they are already Rated or choose to opt out.

6. Review your two options.

- a. Opting In (scroll and read to the bottom)

### Opt-in Terms of Agreement

**To receive a Parent Aware One-Star Rating, your program must be currently licensed and in good standing with DCYF.**

Your program's participation in Parent Aware will end and the Parent Aware Rating will be revoked if your program's license (including a license from a Tribal government) is not in good standing due to one of the following licensing actions: revocation, suspension, temporary immediate suspension, or decertification, or is operating under a conditional license, and regardless of whether the action is under appeal.

Your program's participation in Parent Aware will end and the Parent Aware participation status will be revoked if your program has been excluded from participating in other state or federal programs under Limits on Receiving Public Funds, Minnesota Statutes, section 142A.12. If your program is excluded from eligibility for Parent Aware pursuant to Minnesota Statutes section 142A.12, this could also limit your ability to participate in other state programs.

#### What You Need To Know

Programs that want to receive a One-Star Rating should understand:

1. The eligibility requirements.

# Guide to Parent Aware One-Star Rating Options

## b. Opting out

<p>🔗 What does it mean to opt out?</p> <p>By completing this form, you understand that:</p> <ul style="list-style-type: none"><li>You will not be participating in Parent Aware and will not be eligible for the benefits of participation, such as early learning scholarships.</li><li>Your program will appear on the Parent Aware website as a licensed program that has not volunteered to participate.</li><li>You have the option to apply to participate and earn a higher Star Rating, or opt-in to the One-Star Rating at any time.</li><li>Please contact your local Parent Aware Recruiter for more information or visit the <a href="#">Parent Aware Join Us</a> web page</li></ul>	<h3>Opt-out Terms of Agreement</h3> <p><b>On behalf of the program, I consent to opt out of participation in Parent Aware according to the terms on this page.</b></p> <p>By clicking "I opt out", I understand that I am electronically signing this form. I attest and certify that the information provided is true and accurate and that I am legally authorized to sign on behalf of the program. I understand that my electronic signature has the same legal effect and can be enforced in the same way as a handwritten signature. (Minn. Stat. Ch. 325L.07)</p> <p>On behalf of the program, I consent to not participate in Parent Aware. (Person signing must be the person legally authorized to sign on behalf of the program.)</p>
--	--

7. Once you have reviewed both "**Opt-In and Opt-Out Terms of Agreement**" make your selection.

Would you like to opt-in or opt-out?

After reviewing the agreements for each option, select your preference below and click Save to confirm your choice. To cancel without making changes, click Cancel or close this window.

Opt-In  
You agree to the terms of the One-Star Rating. Your program will be issued a One-Star Rating if eligibility requirements are met.

Opt-Out  
You understand the terms of opting out of the One-Star Rating. Your program will not be participating in Parent Aware.

Save Cancel

The "**Save**" button is only enabled once you have made a selection.

Would you like to opt-in or opt-out?

After reviewing the agreements for each option, select your preference below and click Save to confirm your choice. To cancel without making changes, click Cancel or close this window.

Opt-In  
You agree to the terms of the One-Star Rating. Your program will be issued a One-Star Rating if eligibility requirements are met.

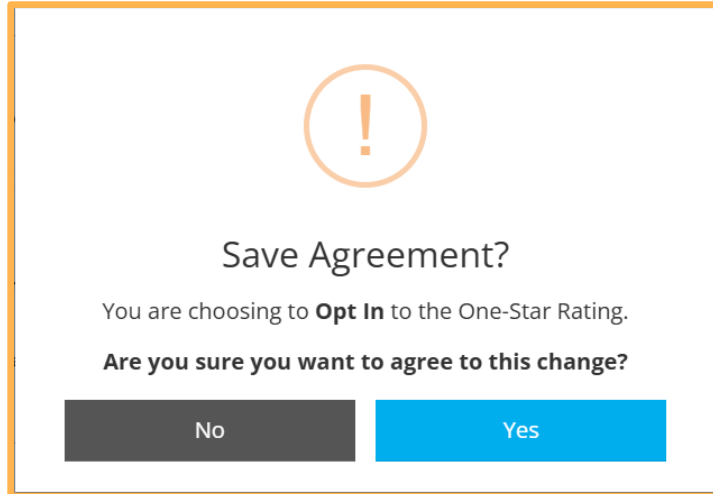
Opt-Out  
You understand the terms of opting out of the One-Star Rating. Your program will not be participating in Parent Aware.

Save Cancel

## Guide to Parent Aware One-Star Rating Options


8. Click "**Save Agreement**" once you have made your selection. You will be asked again to confirm.

- Opt-In



The screenshot shows a white dialog box with an orange border. At the top center is an orange exclamation mark icon inside a circle. Below the icon, the text reads: "Save Agreement?", "You are choosing to **Opt In** to the One-Star Rating.", and "Are you sure you want to agree to this change?". At the bottom, there are two buttons: a dark grey button labeled "No" and a blue button labeled "Yes".

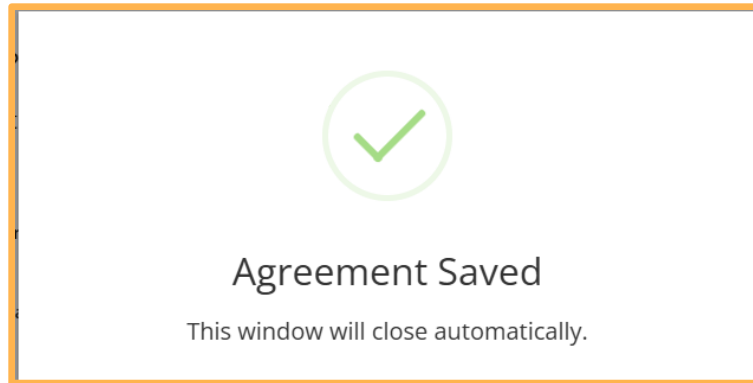
- Opt-Out



The screenshot shows a white dialog box with an orange border. At the top center is an orange exclamation mark icon inside a circle. Below the icon, the text reads: "Save Agreement?", "You are choosing to **Opt Out** of the One-Star Rating.", and "Are you sure you want to agree to this change?". At the bottom, there are two buttons: a dark grey button labeled "No" and a blue button labeled "Yes".

9. Once confirmed, a pop-up window will display your selection has been saved and this will auto close within seven seconds.

## Guide to Parent Aware One-Star Rating Options



10. You will receive an email confirming your choice to either opt in or opt out. If you need to make a change to your selection, return to step 7.

### DEVELOP HELP DESK

The Develop help desk is available by phone Monday through Friday.

- Monday, Wednesday and Friday hours are from 8:00 a.m. to 5:00 p.m.
- Tuesday and Thursday hours are from 8:00 a.m. to 7:00 p.m.
- Call 844-605-6938 or email [support@develophelp.zendesk.com](mailto:support@develophelp.zendesk.com)

For assistance in Hmong, Somali or Spanish, contact the Language Access Line provided through Child Care Aware of Minnesota.

- Call 888-291-9611 **or** 651-655-0150