



# Forensic Services

Soniya Hirachan, MD | Executive Director & Medical Director

# Forensic Services

## **Forensic Services consists of**

- Forensic Mental Health Program
- Forensic Nursing Home
- Community Integrated Services
- Competency Attainment Services
- Jail Consultation Services
- Forensic Examiner Network

# Forensic Mental Health Program

- Residential treatment program providing services in secure and non-secure settings.
- Located in St. Peter.
- Serve individuals civilly committed as mentally ill, mentally ill and dangerous, developmentally disabled, and or chemically dependent.
- Joint commission accredited Behavioral Health Care facility.

- Employees: 1,124.75 budgeted FTEs
- Budget: \$139,406,788 (FY25)
- Budgeted beds: 359 (FY25)
- Annual admissions: 73 (FY24)
- Average daily census: 327 (FY24)
- Bed occupancy: 91.09% (FY24)
- Average length of stay: 5.44 years (FY24)

# Forensic Nursing Home

- The only secure, licensed nursing home in the state of Minnesota.
- Most patients have been civilly committed or are on a medical release from the Department of Corrections.
- Care that is provided includes assistance with daily living activities, rehabilitation services, and end of life care.

- Employees: 83.25 FTE's (FY25 budget)
- Budget: \$9,784,839 (FY25)
- Budgeted beds: 30
- Annual admissions: 23 (FY24)
- Average daily census: 29 (FYTD25)
- Bed occupancy: 73.33% (FY24)
- Average length of stay: 1.39 yrs. (FY24)

# Community Integrated Services

- New program added to Forensic Services in 2022.
- CIS is a mobile team comprised of trained and experienced staff who are located in community based offices throughout the state.
- Assist clinically complex individuals who are civilly committed as MI&D to remain in their communities whenever safely possible.

- Employees: 13 FTE's (FY25 budget)
- Budget: \$1,799,748 (FY25)
- Budgeted beds: N/A
- Annual admissions:
- Average daily census: \*244
- Bed occupancy: N/A
- Average length of stay: N/A

# Forensic Examiners

- Prepare a variety of mandated, and court ordered evaluations for the Courts.
- Evaluations include competency to proceed evaluations, criminal responsibility evaluations, MI&D final treatment reports and a variety of other evaluations for the Courts.
- Approximately 10% growth in referrals each year.

- Employees: 28.60 FTEs budgeted
- Budget: \$4,155,983 (FY25)



# Competency Attainment Services

CAS provided to patients under Chapter 611

AMRTC is the first DCT site to be certified as a Competency Attainment provider within DCT.

Future expansion anticipated within DCT

# Jail Consultation Services

Provide education and support to county correctional facilities on best practices

So far contracts with 4 counties

Jail toolkit being developed to provide an informational resource to improve mental health diagnoses and treatment



# Challenges and Opportunities

## Challenges

- Admission waitlists
- Difficulty discharging patients due to a lack of placement options in the community
- Safety

## Opportunities

- Explore technology options that will enhance patient treatment.
- Baldrige Journey.
- Partner with community providers on transitions in care for our patient population.
- Explore technology that will aid in operational efficiency and time management for staff.

# Staffing Levels

Total number of staff: 1207

Overall vacancy rate: 10 %

Security Counselors: 9 %

Registered Nurses: 7.4 %

LPNs: 18.5 %





# Expansion and Renovation Project



Total Investment: \$123 million

2012 predesign: \$3 million

2015 Phase I: \$50 million (occupied 2017)

2017 Phase II: \$70 million (occupied 2020)

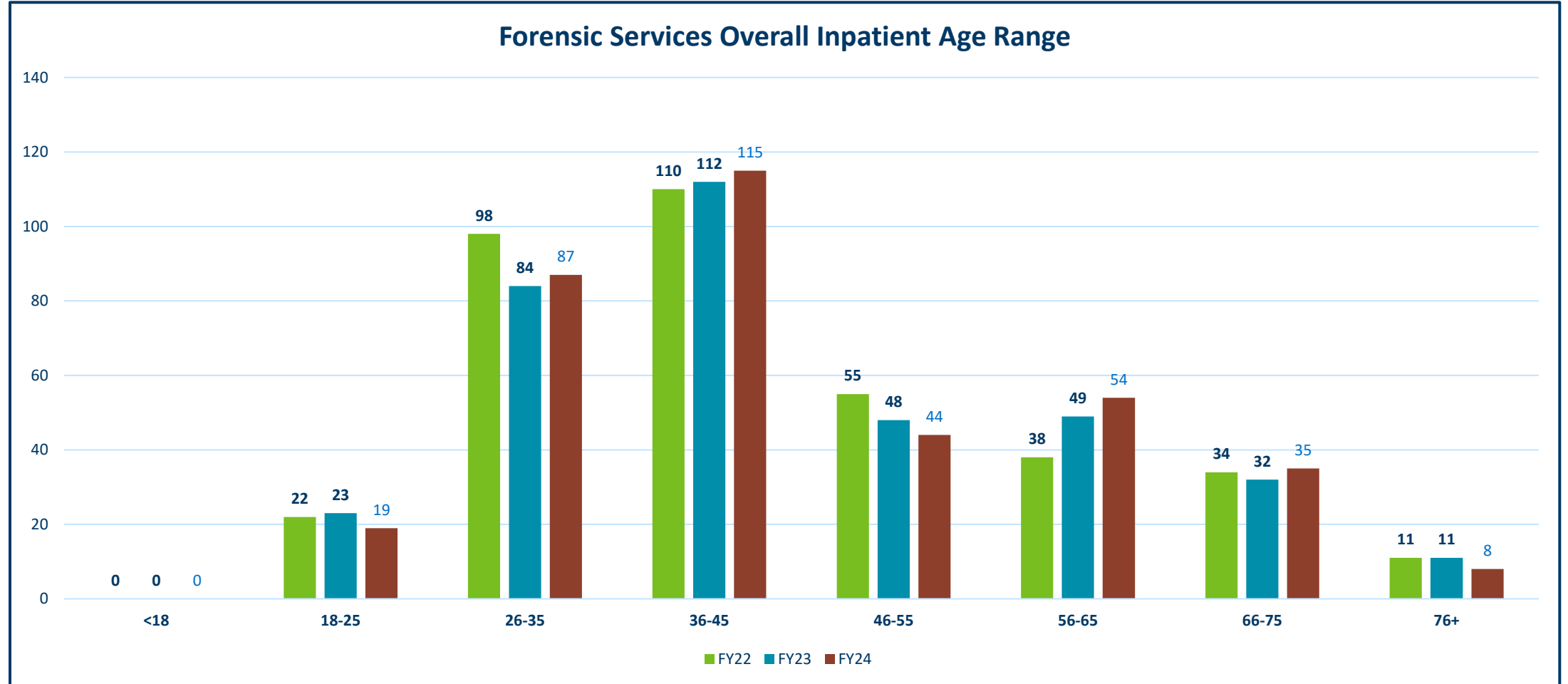


# Patient Demographics

The background of the slide is an abstract composition of various geometric shapes, including triangles and polygons, in a vibrant color palette of yellow, blue, orange, green, and purple. These shapes are layered and overlap, creating a dynamic and modern visual effect. A semi-transparent white rectangular box is positioned in the center-right of the slide, containing the text.

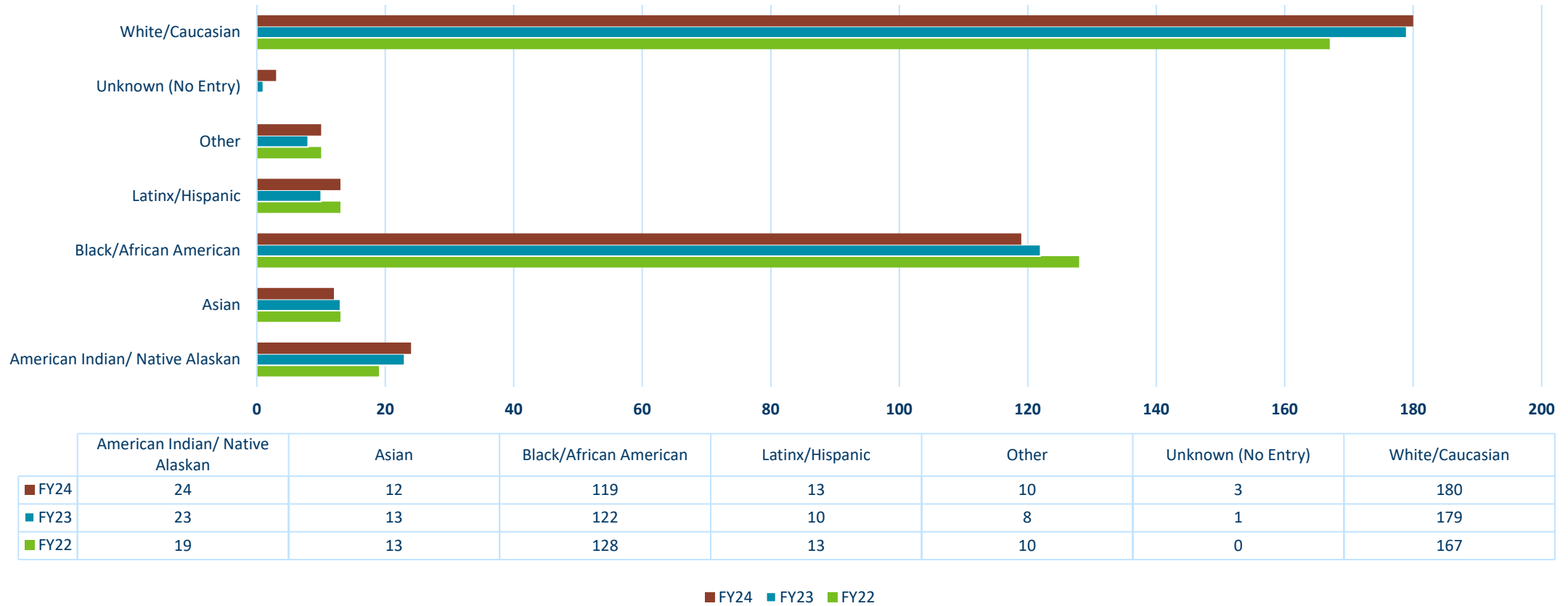
Some quick snapshots of our patients by age, race, county of commitment, and discharge status.

# Patient Age Range



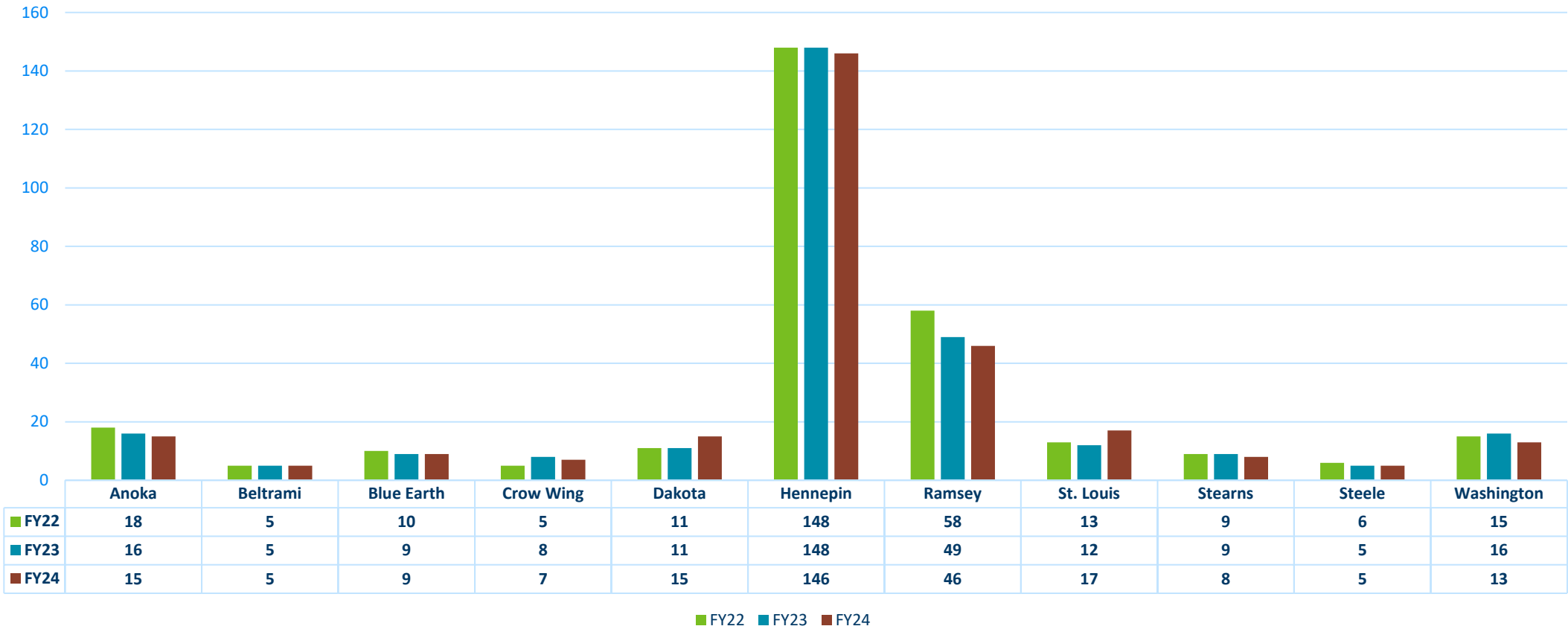
# Patients by Race

Forensic Services Patients by Identified Race



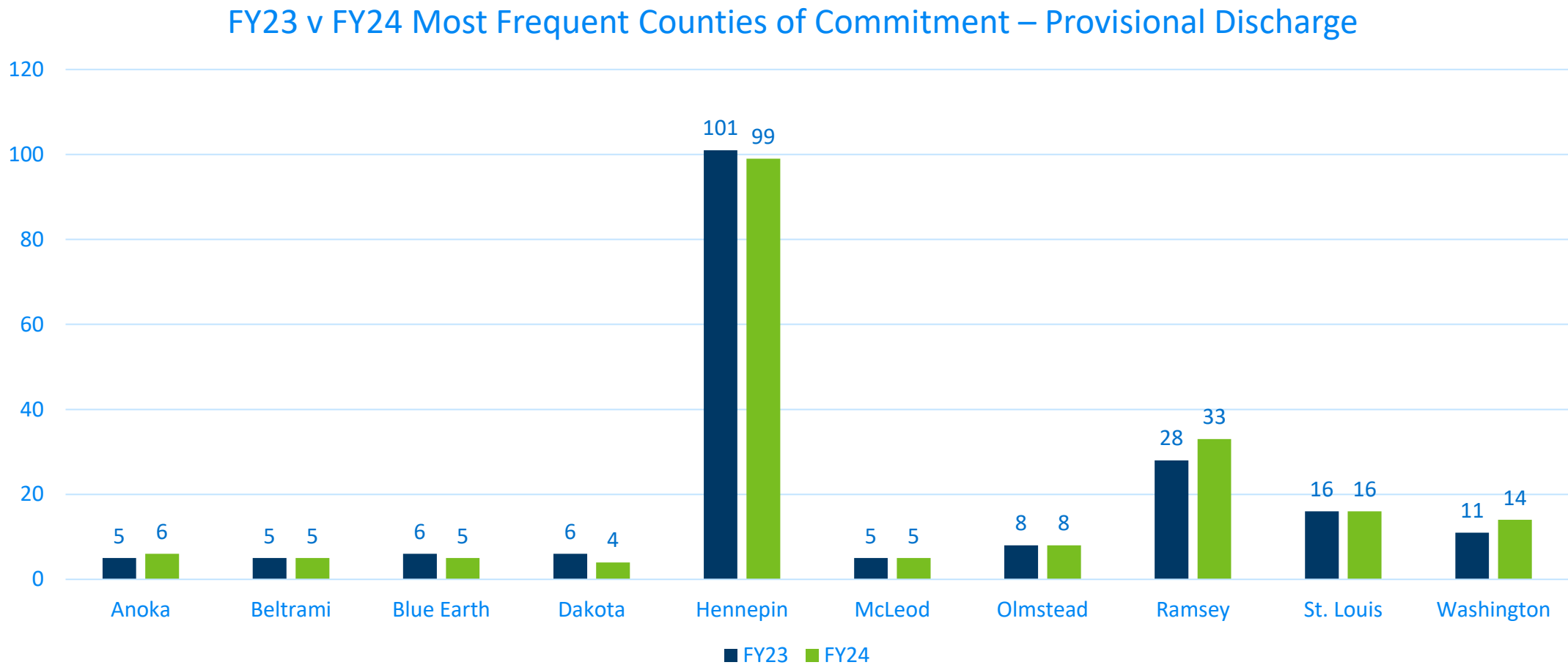
# Patients by County of Commitment

FY24 Most Frequent Counties of Commitment – Inpatient





# Patients on Provisional Discharge by County



# Treatment Progression

A look at the typical steps patients take as they progress in treatment and work toward eventual provisional discharge



# Admission to the Secure Perimeter

## Initial focus on

- Stabilization
- Assessment
- Treatment

## Initial unit placement

## Treatment planning

- Treatment team
- Abuse protection plan
- Admission treatment plan
- Individual treatment plan

# Residential Treatment

Housed in secure units with patients who have similar mental illnesses

Programming directed toward patient's individual needs

Services include:

- Mental health therapy, support groups
- Case management, crisis intervention
- Independent living skills, recreation
- Vocation, education

# Non-Secure Treatment Setting

## Supervised residential units

### Primary Focus

- Independent management
- Community integration and community supports
- Provisional discharge planning

### Services offered

- Psychosocial rehabilitation
- Skill enhancement
- Collaboration with community partners
- Crisis consultation and intervention

# Provisional Discharge

Conditional discharge without termination of civil commitment.

Patients on provisional discharge live in community settings and are supported by Community Integrated Services and county social services.



# Full Discharge

Final discharge with termination of civil commitment.



# Thank you!