

Homeless Youth Act Biennial Report

Community Partnerships-Office of Economic Opportunity

February 2017

For more information contact:

Minnesota Department of Human Services
Office of Economic Opportunity
P.O. Box 64962
St. Paul, MN 55164-0962

651-431-3808

This information is available in accessible formats to individuals with disabilities by calling 651-431-3808 or by using your preferred relay service.

For other information on disability rights and protections, contact the agency's ADA coordinator.

Minnesota Statutes, Chapter 3.197, requires the disclosure of the cost to prepare this report. The estimated cost of preparing this report is \$3,000.

Printed with a minimum of 10 percent post-consumer material. Please recycle.

Table of Contents

Executive Summary	4
Legislation	7
Introduction	8
Identification of Needs	9
Wilder Data	9
Homeless Youth Act Grantee Data	11
Details about Grant Awards	12
Funding Available, Request and Awards.....	12
Geographic Distribution of Funds	15
Outputs and Outcome Indicators	16
Drop-in Center Outputs	16
Outreach Outputs	16
Shelter Outputs and Outcomes	17
Housing Outputs and Outcomes.....	18
Future Reports	18
Appendix A: Homeless Youth Act Statute	19
Appendix B: Homeless Youth Act Grantees	22

Executive Summary

This report was prepared in response to Minn. Stat. 256K.45, subd. 2, which requires that a biennial report on Homeless Youth Act funding and activities be submitted to Minnesota’s legislative committees having jurisdiction. Its purpose is to inform the Minnesota Legislature on the level and nature of needs for homeless youth in Minnesota, provide details on funding decisions and grants made, and give information on outcomes for populations served to determine the effectiveness of programs and use of funding.

The Homeless Youth Act (HYA) provides definitions for runaway youth, homeless youth, and youth at-risk of homelessness, and defines the continuum of services for youth, including outreach, drop-in services, emergency shelter, and housing. In addition, the HYA affords funding to nonprofits and tribal governments to support the continuum of services.

The Homeless Youth Act was funded at \$8.238 million for the 2016-17 biennium. All funds were distributed through a competitive Request for Proposals process. Thirty-nine proposals for youth programming were received, requesting over \$16.6 million in funding; more than twice the requests as dollars available. Thirty-five agencies received funding. An additional \$33,000 was appropriated by the Minnesota Legislature in spring 2016. These funds were used to support the Homeless Management Information System, the database that provided most of the demographic and outcome data in this report.

This report outlines the needs and current realities for homeless youth in Minnesota based on the Homelessness in Minnesota—Findings from the 2015 Statewide Homeless Study¹, as well as data from current Homeless Youth Act grantees. Research shows that on any given night, an estimated **6,000 Minnesota youth, who are unaccompanied by a parent or guardian, experience homelessness**. This includes an estimated 2,500 minors age 17 and under and 3,500 young adults age 18 through 24.

Research shows that youth who experience homelessness are subject to adverse experiences, both prior to and while experiencing homelessness. This includes the following:

- One-third (33%) of homeless youth have stayed in an abusive situation because they did not have other housing options.
- A large majority of homeless youth (89%) had at least one adverse childhood experience, the most common of which were living with a substance abuser (61%), living in an out-of-home placement (54%) and witnessing abuse (60%).
- Nineteen percent of homeless youth had been attacked or beaten while they were homeless.
- Thirty-eight percent of females and 19% of males experienced sexual abuse as a child, and 49% of females and 42% of males experienced physical abuse as a child.

¹ Wilder Research, *Homelessness in Minnesota—Findings from the 2015 Statewide Homeless Study, 2015*.

Programs receiving Homeless Youth Act funds work to mitigate the negative impact of childhood trauma and adverse experiences, and provide services that lower the risk of future exploitation and trauma.

Information about how Homeless Youth Act funds were distributed by program activity as well as geographically is in the report. Highlights include:

- Distribution of funds by program activity was as follows:
 - \$1.330 million used towards emergency shelter services (nine programs)
 - \$2.506 million used towards drop-in center/outreach services (17 programs)
 - \$4.368 million used towards housing services (28 programs)
 - \$124,000 used for data and technical assistance
- Distribution of funds by geographic area was as follows:
 - Forty-five percent to programs in the Twin Cities metro area
 - Thirty-eight percent to programs in greater Minnesota
 - Fifteen percent to programs in suburban metro areas
 - Two percent to tribal governments

Also included in this report is information on outputs and outcomes of each program activity (i.e., outreach, drop-in center, emergency shelter and housing). Highlights include:

Outreach:

- 7,356 unduplicated youth served through street and community outreach.

Drop-in:

- 6,056 unduplicated youth visited drop-in centers 17,664 times.

Emergency shelter:

- 698 unduplicated youth heads of household served in emergency shelters.
 - One-hundred percent received basic needs services in the form of shelter, food, clothing, showers, referral to medical and mental health services, transportation and case management.
 - Other outcomes outlined in the report include obtaining employment, health insurance, and vital documents (i.e., birth certificate, MN State ID, etc....), and working on education goals.

Housing:

- 851 unduplicated youth heads of household served in housing.
 - 338 of the 433 youth who exited the program during the reporting period, moved into stable housing upon exit.
 - 760 youth were unemployed at entrance to the program: Of this group, 21% obtained employment and 35% percent were actively working on obtaining employment.

- 787 youth did not have health insurance at entrance: Of this group, 32% obtained health insurance and 22% were in the process of obtaining it.
- 695 youth did not have vital documents at entrance (i.e., birth certificate, MN State ID, etc....). Of this group, 32% obtained them and 18% were in the process of obtaining them.
- 730 youth did not have a high school diploma or GED at entrance. Of this group, 41% either obtained one or were attending an education program.
- Thirty-one percent of all youth ($n=851$) increased their income while in the program.

Legislation

Minn. Stat. 256K.45, subd. 2, requires a biennial report be submitted to the Minnesota legislative committees having jurisdiction. Below is the statutory text referencing this report:

256K.45 Homeless Youth Act

Subd. 2. Homeless Youth Report

The commissioner shall prepare a biennial report, beginning in February 2015, which provides meaningful information to the legislative committees having jurisdiction over the issue of homeless youth, that includes, but is not limited to: (1) a list of the areas of the state with the greatest need for services and housing for homeless youth, and the level and nature of the needs identified; (2) details about grants made; (3) the distribution of funds throughout the state based on population need; (4) follow-up information, if available, on the status of homeless youth and whether they have stable housing two years after services are provided; and (5) any other outcomes for populations served to determine the effectiveness of the programs and use of funding.

The Homeless Youth Act, in its entirety, is in the Appendix of this report.

Introduction

This report is submitted to the Minnesota Legislature pursuant to Minn. Stat. 256K.45, subd. 2., Homeless Youth Act.

The Homeless Youth Act (HYA) provides definitions for runaway youth, homeless youth, and youth at-risk of homelessness, and defines the continuum of services for youth, including outreach, drop-in services, emergency shelter, and housing. In addition, the HYA affords funding to nonprofits and tribal governments to support the continuum of services. A description of each program activity is in Table 1, on pages 11-12. Homeless Youth Act programs provide positive youth development opportunities and connections to cultural traditions for at-risk and homeless youth age 24 or younger who are unaccompanied by a parent or guardian.

As required by legislation, this report details how The Minnesota Department of Human Services, Office of Economic Opportunity, distributed \$8.238 million in Homeless Youth Act funding for the 2016-17 biennium. Also included, as required by statute, is information about:

- The areas of the state with the greatest need for services and housing for homeless youth, and the level and nature of the needs identified
- Details about grants
- Distribution of funds throughout the state based on population need
- Follow-up information, if available, on the status of homeless youth and whether they have stable housing two years after services are provided, and
- Outcomes for populations served to determine effectiveness of the programs and use of funding.

Identification of Needs

Wilder Data

The following data is from Wilder Research findings—2015 Statewide Homeless Study.²

On any given night, an estimated 6,000 Minnesota youth experience homelessness. This includes an estimated 2,500 minors age 17 and under and 3,500 young adults ages 18 through 24. The total estimate is higher than in previous years because the definition of youth changed to include those through age 24, and also due to improved ways of estimating youth staying outside of the shelter system. Additional findings include:

Demographics and background:

- The number of homeless youth of color is disproportionately high compared to their prevalence in the general population of Minnesota youth. Nearly three-quarters of homeless youth (73%) were African American, American Indian, Asian, Hispanic, or of mixed race, though youth of color make up just 26% of the total population of youth in Minnesota.³
- Eighteen percent of youth identified themselves as lesbian, gay, bisexual, transgender, or were unsure about their sexual orientation.
- Youth first became homeless at age 16, on average.

Connection to education:

- Eighty-six percent of minors attended school on the day of the survey.
- The percentage of minors who attended school on the day of the survey has increased over the past 15 years, from 48% in 2000 to 69% in 2012.

Homelessness status:

- When asked where youth had stayed in the 30 days prior to the study, three in 10 had stayed outside and half had couch-hopped, jumping from temporary housing to temporary housing, at some point during the month. About two-thirds had stayed in a shelter.
- More than half (56%) fit the definition of long-term homeless in Minnesota (homeless a year or more in the present episode, or homeless four or more times in the past three years).
- One-quarter (24%) of homeless youth had been turned away from a shelter in the past three months because there were no available beds.

“She’s a good person who has experienced bad circumstances.”

Case manager at a Homeless Youth Act program speaking about a youth

² Wilder Research, *Homelessness in Minnesota—Findings from the 2015 Statewide Homeless Study*, 2015.

³ U.S. Census Bureau. 2014 American Community Survey 1-year Estimates [statistics from data file]. Retrieved from <http://factfinder2.census.gov>.

Adverse experiences:

- Nineteen percent of homeless youth had been attacked or beaten while they were homeless.
- One-third (33%) of homeless youth stayed in an abusive situation because they did not have other housing options.
- A large majority of homeless youth (89%) had at least one adverse childhood experience, the most common of which were living with a substance abuser (61%), living in an out-of-home placement (54%) and witnessing abuse (60%).
- Thirty-eight percent of females and 19% of males experienced sexual abuse as a child, and 49% of females and 42% of males experienced physical abuse as a child.

“Homeless youth in the Bemidji area face multiple obstacles, including generational poverty, historical trauma, grief, mental health challenges, and alcohol and drug abuse and dependency.”

Staff at a Homeless Youth Act funded program in Bemidji, Minnesota

Physical/mental health:

- Fifty-seven percent of youth have a serious mental illness, with anxiety (37%) and depression (32%) being the most common.
- Thirty-six percent have a chronic physical health condition.
- Nineteen percent have suffered a head injury that was followed by the onset of symptoms indicative of a traumatic brain injury.

Parenting youth:

- Thirty-five percent of homeless youth are parents.

Geographic areas:

- The majority of homeless youth grew up in Minnesota (72%). Compared to 2012, this proportion has decreased slightly (from 76%), but is similar to 2009 (69%).
- Four in 10 youth (40%) were in greater Minnesota.

Homeless Youth Act Grantee Data

Data below is from Homeless Youth Act (HYA) funded shelter and housing programs. It does not include outreach and drop-in programs, as this information is not collected from those programs.

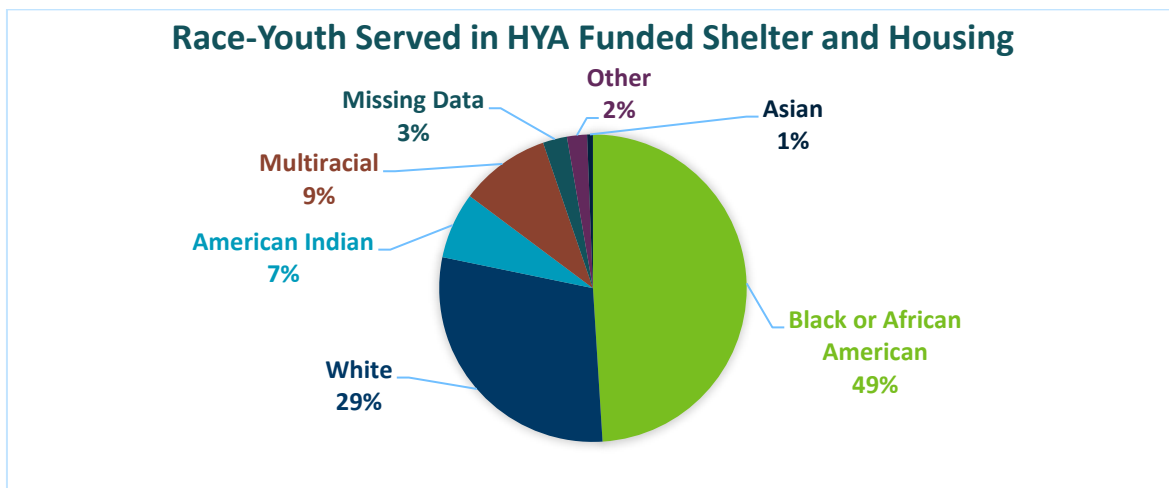
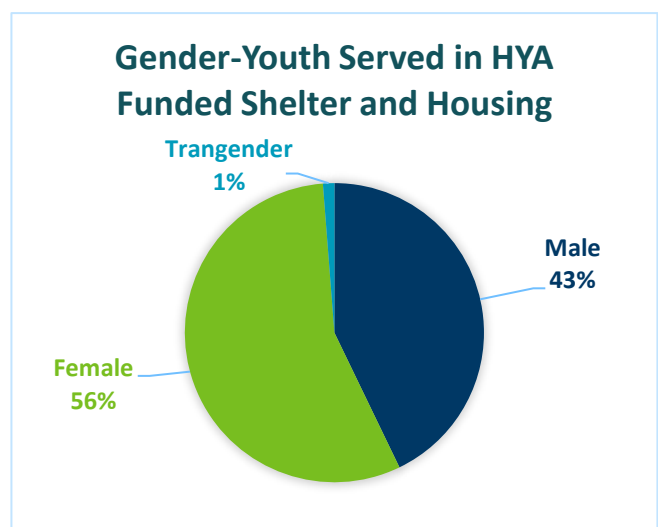
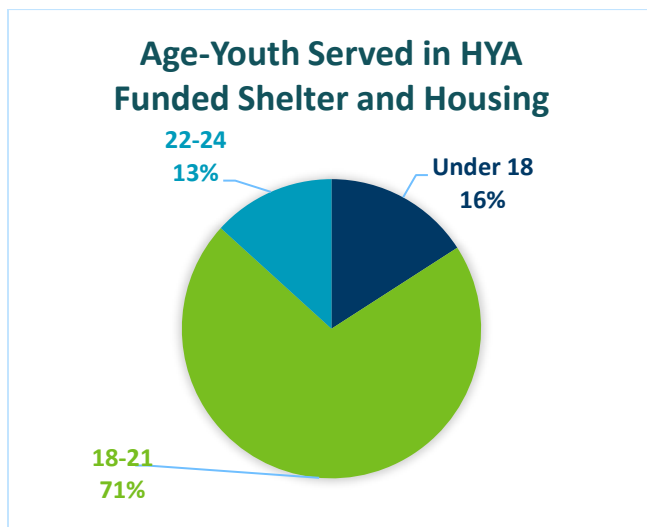
Disability status of youth:

- Thirty-four percent reported having a disability of long duration.

Extent of youth homelessness:

- Forty-three percent had gone at least six months since having a permanent place to live.
- Thirty-four percent met Minnesota’s definition of long-term homeless, which means homeless for one year continuously, or four episodes in the past three years.

Demographics:



Details about Grant Awards

Funding Available, Request and Awards

The Homeless Youth Act was funded at \$8.238 million for the 2016-17 biennium. All funds were distributed through a competitive Request for Proposals process. Scoring criteria included, but was not limited to, program capacity, program design (accessibility of services, appropriateness of services, cost effectiveness, etc.), program revenue and budget, geographic location and previous performance.

Thirty-nine proposals for youth-specific programming were received, requesting just over 16.6 million in funding; more than twice the requests as dollars available. Thirty-five agencies received funding.

An additional \$33,000 was appropriated by the Minnesota Legislature in spring 2016. These funds were used to support the Homeless Management Information System, the database that provided most of the demographic and outcome data in this report.

Fundable activities:

As defined in statute, program activities include prevention, outreach, drop-in, emergency shelter and housing. These program activities are described in Table 1 below.

Table 1: Description of Homeless Youth Act Activities	
Program Activities	Description
Prevention	Activities of all homeless youth program providers that contribute to prevention of ongoing homelessness. Prevention activities include capacity and infrastructure building, family reunification, crisis counseling and transition services. Prevention activities happen within the context of outreach, drop-in, shelter and housing programs.
Outreach	Outreach programs locate, build relationships with, and meet the immediate needs of youth who are homeless or at imminent risk of homelessness, while working to connect youth with a range of services, including housing. Activities also include cross-training and collaboration with Safe Harbor programs and services.
Drop-in	Drop-in center programs provide youth who are homeless or at imminent risk of homelessness, with basic needs including meals, a safe place during the day, and supportive services to assist them in securing housing. Drop-in centers provide walk-in access to crisis intervention and case management services.
Emergency shelter	Shelter programs provide youth with walk-in access to emergency, short- and medium-term residential care. These programs provide safe, dignified shelter, including private shower facilities, beds and meals.

Table 1: Description of Homeless Youth Act Activities

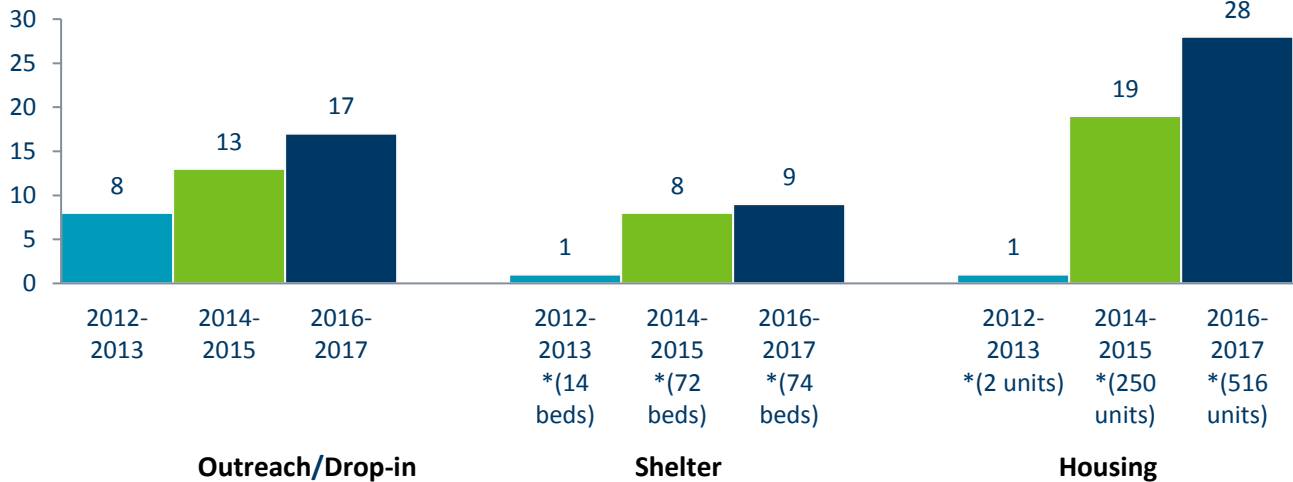
Program Activities	Description
Housing	Housing programs can be site-based (i.e., all units in one facility), or scattered-site (i.e., units in apartments in the community). Housing programs assist youth in locating and maintaining safe, dignified housing and provide support services while being housed. Housing models may be time-limited, offering assistance for typically up to 24 months, or non-time limited, such as permanent housing models.

All activities outlined in Table 1 provide a range of services including, but not limited to:

- Basic needs and crisis intervention services
- Family connection, counseling and reunification
- Case management
- Individual and group counseling
- Mental health services
- Substance abuse treatment/counseling
- Medical and dental health care
- Transportation
- Housing resources
- Education and employment opportunities
- Recreational activities
- Advocacy
- Food/hot meals
- Assistance navigating systems
- After-care and follow-up services

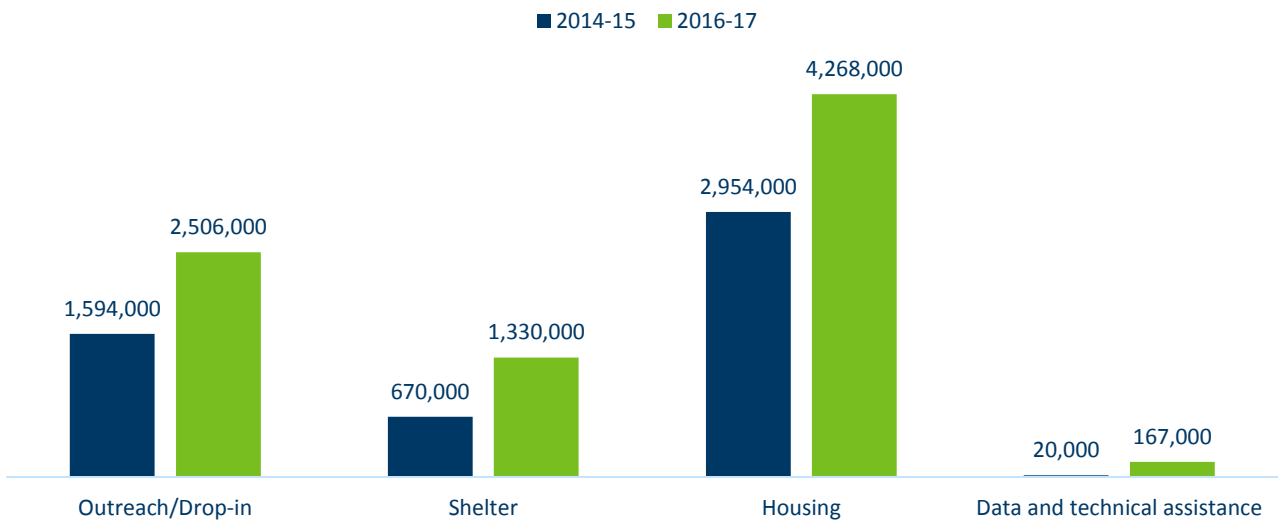
The department provided funding to 35 agencies to operate 54 program activities for youth (many of the 35 grantee agencies provide multiple program activities). Funding was also provided to support the Homeless Management Information System and for training and technical assistance activities. Figure 1 shows the number of awards by program activity and Figure 2 shows the dollar amount funded by program activity.

Figure 1: Number of Programs Receiving Homeless Youth Act Funds by Program Activity



*Housing and shelter units are offered through a variety of models including residential or congregate settings, host homes, and scattered-site housing in apartments in the community. In addition, housing may be time limited in design (i.e., transitional housing or rapid re-housing models) or non-time limited (i.e., permanent housing models).

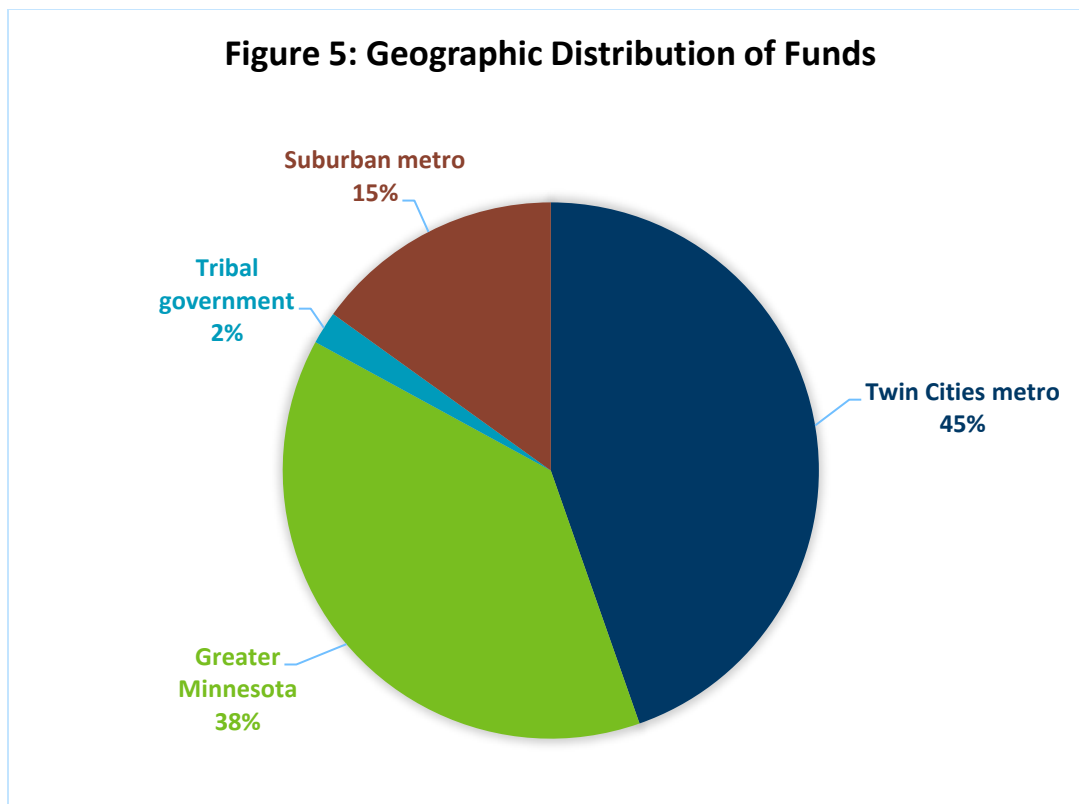
Figure 2: Distribution of Funds by Program Activity



Geographic Distribution of Funds

Distribution of funds was made with consideration of geographic needs. Four in 10 (40%) of youth identified by Wilder Research in the 2015 homeless study were in greater Minnesota. As seen in Figure 5: Geographic Distribution of Funds, Homeless Youth Act funding distribution was in line with geographic need.

- Of 17 proposals received for projects in greater Minnesota, 17 (100%) were funded.
- Of 24 proposals received for projects in the Twin Cities metro area including suburban areas, 20 (83%) were funded.



Outputs and Outcome Indicators

Data reported below is collected through semi-annual reports submitted by Homeless Youth Act funded agencies. Drop-in and outreach data is collected via Excel spreadsheets and housing and shelter data is collected through the Homeless Management Information System.

Data below is for the period July 1, 2015-June 30, 2016.

Drop-in Center Outputs

Due to the crisis and short-term nature of drop-in services, outputs are collected as opposed to outcomes, as follows:

- 6,056 unduplicated youth visited drop-in centers 17,664 times:
 - One-hundred percent of those youth received access to food, clothing, showers, transportation and crisis intervention services.
- Of the youth who received a deeper level of service:
 - 1,088 accessed food shelf
 - 1,145 received housing assistance
 - 1,152 were connected with mainstream resources (General Assistance, Medical Assistance, Supplemental Nutrition Assistance Program, etc.)
 - 1,300 accessed safe shelter

“Life in a vehicle is very cluttered, and very small.”

Youth from St. Cloud, Minnesota served through Homeless Youth Act funding

Outreach Outputs

Due to the crisis and short-term nature of outreach services, outputs are collected as opposed to outcomes, as follows:

- 7,356 unduplicated youth were met on outreach:
 - One-hundred percent of those youth received access to basic needs assistance in the form of food, weather-appropriate garments, transportation and crisis intervention services.
- Of the youth who received a deeper level of service:
 - 974 accessed a food shelf
 - 967 were referred to another agency to assist with on-going needs
 - 963 were connected with employment
 - 671 received housing assistance

In addition to the above outreach activities, Homeless Youth Act funding helped to support a technology outreach project operated by the Bridge for Youth, Minneapolis. The technology outreach project consists of a crisis line and a text line and provided the following services and outputs:

Crisis line:

- The crisis line is available to youth and concerned friends and relatives and is available 24 hours a day, 365 days a year.
- Staff, interns, and volunteers respond to approximately 4000 calls per year.
- Youth callers seek emergency overnight shelter and crisis counseling for family conflicts, physical violence at home, sexual abuse, pregnancy, depression, anxiety and suicide.
- In 2015, the majority of youth reached out to the crisis line about the following topics: Shelter referrals (41%), resource referrals (22%), crisis intervention and response (23%).

Text-for-Help line:

- The Text-for-Help was developed in 2015 to respond to the changing communication style of youth. Youth have 24 hours a day, 365 days a year access to the Text-for-Help line.
- More than 16,000 texts were received from September 2015-July 2016.
- The majority of youth reached out to the Text-for-Help line about the following topics: family issues (24%), conflict (20%), mental health (10%), dating (8%), gay, lesbian, bisexual, transgender, or queer/questioning (8%), self-harm (7%), school (7%).

“I am unable to go on like this anymore. My living situation is horrible and it is affecting me day by day. I can't even go to school. I'm not myself anymore, I can't even do my work when I'm there because of my housing situation. I can't do this anymore. I need help.”

Text that came into outreach/crisis line. Youth ended up accessing the homeless youth program and was connected with positive adults, counseling and emergency shelter services

Shelter Outputs and Outcomes

- **698 unduplicated youth heads of household served in shelter**
 - One-hundred percent received basic needs services in the form of shelter, food, clothing, showers, referral to medical and mental health services, transportation and case management.
 - Due to the nature of emergency shelter, some youth receive short-term services, while others receive a longer term, deeper level of service intervention. Of those youth who received a deeper level of service intervention:
 - 235 youth had an Independent Living Plan completed.
 - 214 youth who were unemployed, either obtained employment or were working on employment goals.
 - 201 youth who did not have health insurance, either obtained health insurance or were in the process of obtaining it.
 - 199 youth obtained vital documents (i.e., birth certificate, MN State ID, etc....), or were in the process of obtaining them.
 - 132 youth who did not have a GED or high school diploma, either obtained one or were working on education goals.

Housing Outputs and Outcomes

- **851 unduplicated youth heads of household served in housing**
 - 338 of the 433 youth who exited the program during the reporting period, moved into stable housing upon exit.
 - 760 youth were unemployed at entrance to the program: Of this group, 21% obtained employment and 35% percent were actively working on obtaining employment.
 - 787 youth did not have health insurance at entrance: Of this group, 32% obtained health insurance and 22% were in the process of obtaining it.
 - 695 youth did not have vital documents at entrance (i.e. birth certificate, MN State ID, etc....). Of this group, 32% obtained them and 18% were in the process of obtaining them.
 - 730 youth did not have a high school diploma or GED at entrance. Of this group, 41% either obtained one or were attending an education program.
 - Thirty-one percent of all youth ($n=851$) increased their income while in the program.

Future Reports

Future Homeless Youth Act reports, beginning February 2019, will include the following additional information:

1. *Inclusion of follow-up after exit data:* Homeless Youth Act (HYA) Legislation requires that youth housing providers make an attempt to follow-up with participants two years after they have exited the program to document and report on their housing stability post-program. Homeless Youth Act housing providers began program implementation and data collection on July 1, 2014; therefore, no youth were eligible yet for this follow-up at the time data was collected. This follow-up data will be included in the next HYA Legislative Report, February 2019.
2. *Inclusion of collaborative initiatives to address youth homelessness:* The Homeless Youth Act Program is administered in collaboration with multiple state systems and programs so as to most effectively and efficiently address the needs of unaccompanied youth experiencing homelessness. The collaboration and multi-system work is happening not only across the department, but across several state agencies, and in coordination with the actions and strategies outlined in the MN State Plan to Prevent and End Homelessness (linked [here](#) and available on the MN Housing Finance Agency website). Future reports will include information on this collaborative, multi-system work.

Appendix A: Homeless Youth Act Statute

256K.45 HOMELESS YOUTH ACT.

Subdivision 1. Grant program established. The commissioner of human services shall establish a Homeless Youth Act fund and award grants to providers who are committed to serving homeless youth and youth at risk of homelessness, to provide street and community Outreach and Drop-in programs, emergency Shelter programs, and integrated supportive Housing and transitional living programs, consistent with the program descriptions in this section to reduce the incidence of homelessness among youth.

Subd. 1a. Definitions. (a) The definitions in this subdivision apply to this section.

(b) "Commissioner" means the commissioner of human services.

(c) "Homeless youth" means a person 24 years of age or younger who is unaccompanied by a parent or guardian and is without Shelter where appropriate care and supervision are available, whose parent or legal guardian is unable or unwilling to provide Shelter and care, or who lacks a fixed, regular, and adequate nighttime residence. The following are not fixed, regular, or adequate nighttime residences:

(1) a supervised publicly or privately operated Shelter designed to provide temporary living accommodations;

(2) an institution or a publicly or privately operated Shelter designed to provide temporary living accommodations;

(3) transitional Housing;

(4) a temporary placement with a peer, friend, or family member that has not offered permanent residence, a residential lease, or temporary lodging for more than 30 days; or

(5) a public or private place not designed for, nor ordinarily used as, a regular sleeping accommodation for human beings.

Homeless youth does not include persons incarcerated or otherwise detained under federal or state law.

(d) "Youth at risk of homelessness" means a person 24 years of age or younger whose status or circumstances indicate a significant danger of experiencing homelessness in the near future. Status or circumstances that indicate a significant danger may include: (1) youth exiting out-of-home placements; (2) youth who previously were homeless; (3) youth whose parents or primary caregivers are or were previously homeless; (4) youth who are exposed to abuse and neglect in their homes; (5) youth who experience conflict with parents due to chemical or alcohol dependency, mental health disabilities, or other disabilities; and (6) runaways.

(e) "Runaway" means an unmarried child under the age of 18 years who is absent from the home of a parent or guardian or other lawful placement without the consent of the parent, guardian, or lawful custodian.

Subd. 2. Homeless youth report. The commissioner shall prepare a biennial report, beginning in February 2015, which provides meaningful information to the legislative committees having jurisdiction over the issue of homeless youth, that includes, but is not limited to: (1) a list of the areas of the state with the greatest need for

services and Housing for homeless youth, and the level and nature of the needs identified; (2) details about grants made; (3) the distribution of funds throughout the state based on population need; (4) follow-up information, if available, on the status of homeless youth and whether they have stable Housing two years after services are provided; and (5) any other outcomes for populations served to determine the effectiveness of the programs and use of funding.

Subd. 3. Street and community Outreach and Drop-in program. Youth Drop-in centers must provide walk-in access to crisis intervention and ongoing supportive services including one-to-one case management services on a self-referral basis. Street and community Outreach programs must locate, contact, and provide information, referrals, and services to homeless youth, youth at risk of homelessness, and runaways. Information, referrals, and services provided may include, but are not limited to:

- (1) family reunification services;
- (2) conflict resolution or mediation counseling;
- (3) assistance in obtaining temporary emergency Shelter;
- (4) assistance in obtaining food, clothing, medical care, or mental health counseling;
- (5) counseling regarding violence, sexual exploitation, substance abuse, sexually transmitted diseases, and pregnancy;
- (6) referrals to other agencies that provide support services to homeless youth, youth at risk of homelessness, and runaways;
- (7) assistance with education, employment, and independent living skills;
- (8) aftercare services;
- (9) specialized services for highly vulnerable runaways and homeless youth, including teen parents, emotionally disturbed and mentally ill youth, and sexually exploited youth; and
- (10) homelessness prevention.

Subd. 4. Emergency Shelter program. (a) Emergency Shelter programs must provide homeless youth and runaways with referral and walk-in access to emergency, short-term residential care. The program shall provide homeless youth and runaways with safe, dignified Shelter, including private shower facilities, beds, and at least one meal each day; and shall assist a runaway and homeless youth with reunification with the family or legal guardian when required or appropriate.

(b) The services provided at emergency Shelters may include, but are not limited to:

- (1) family reunification services;
- (2) individual, family, and group counseling;
- (3) assistance obtaining clothing;

- (4) access to medical and dental care and mental health counseling;
- (5) education and employment services;
- (6) recreational activities;
- (7) advocacy and referral services;
- (8) independent living skills training;
- (9) aftercare and follow-up services;
- (10) transportation; and
- (11) homelessness prevention.

Subd. 5. Supportive Housing and transitional living programs. Transitional living programs must help homeless youth and youth at risk of homelessness to find and maintain safe, dignified Housing. The program may also provide rental assistance and related supportive services, or refer youth to other organizations or agencies that provide such services. Services provided may include, but are not limited to:

- (1) educational assessment and referrals to educational programs;
- (2) career planning, employment, work skill training, and independent living skills training;
- (3) job placement;
- (4) budgeting and money management;
- (5) assistance in securing Housing appropriate to needs and income;
- (6) counseling regarding violence, sexual exploitation, substance abuse, sexually transmitted diseases, and pregnancy;
- (7) referral for medical services or chemical dependency treatment;
- (8) parenting skills;
- (9) self-sufficiency support services or life skill training;
- (10) aftercare and follow-up services; and
- (11) homelessness prevention.

Subd. 6. Funding. Funds appropriated for this section may be expended on programs described under subdivisions 3 to 5, technical assistance, and capacity building to meet the greatest need on a statewide basis. The commissioner will provide Outreach, technical assistance, and program development support to increase capacity to new and existing service providers to better meet needs statewide, particularly in areas where services for homeless youth have not been established, especially in greater Minnesota.

Appendix B: Homeless Youth Act Grantees

Agency	Office	Counties Served	Activity
Ain Dah Yung	Ramsey	Ramsey	Shelter, Housing
Arrowhead Economic Opportunity Agency, Inc.	St. Louis	St. Louis, Lake, Cook	Outreach, Shelter, Housing
Avenues for Youth	Hennepin	Hennepin	Shelter, Housing
Beacon Interfaith	Ramsey	Hennepin	Housing
Catholic Charities of St. Cloud	Stearns	Stearns, Benton, Sherburne, Wright, Anoka, Morrison, Todd, Mille Lacs	Shelter, Housing
Catholic Charities of St Paul & Mpls	Hennepin	Hennepin	Shelter, Housing
Center City Housing	Olmsted	Olmsted	Housing
Community Action Partnership Scott Carver Dakota	Scott	Scott, Carver, Dakota	Housing
Evergreen Youth	Beltrami	Beltrami, Cass, Clearwater, Hubbard, Mahnomon	Drop-in, Housing
Face to Face Health and Counseling Service, Inc.	Ramsey	Ramsey	Drop-in, Housing
Hope for Youth	Anoka	Anoka	Drop-in
Inter-County Community Council, Inc.	Red Lake	Pennington, Red Lake, Polk, Clearwater	Housing
Lakes and Pines Community Action	Kanabec	Atkin, Carlton, Pine, Chisago, Isanti, Kanabec, Mille Lacs	Shelter, Housing
Lakes & Prairies Community Action Partnerships, Inc.	Clay	Clay, Wilkin	Housing
Leech Lake Reservation	Cass	Leech Lake Reservation, Cass, Beltrami, Itasca, Hubbard	Outreach, Housing
Life House	St. Louis	St. Louis	Drop-in, Housing
Lutheran Social Service (Brainerd)	Crow Wing	Crow Wing, Todd, Morrison, Sherburne, Benton, Stearns	Outreach
Lutheran Social Service (Duluth)	St. Louis	St. Louis	Shelter, Housing
Lutheran Social Service (Mankato)	Blue Earth	Blue Earth, Nicollet, Le Sueur, Brown, Waseca, Sibley, Watonwan, Faribault, Steele	Outreach, Drop-in, Housing
Lutheran Social Service (Mpls)	Hennepin	Hennepin	Housing
Lutheran Social Service (Rochester)	Olmsted	Olmsted, Rice, Goodhue, Wabasha, Dodge, Mower, Fillmore, Winona, Houston	Outreach, Housing

Agency	Office	Counties Served	Activity
Lutheran Social Service (StreetWorks)	Hennepin	Hennepin, Ramsey, Anoka, Dakota	Outreach
Lutheran Social Service (St. Paul)	Ramsey	Ramsey	Housing
Lutheran Social Service (Willmar)	Kandiyohi	Kandiyohi, Renville, Chippewa, Yellow Medicine, Swift, Meeker, McLeod, Lac qui Parle, Redwood	Outreach, Housing
Mahube-OTWA	Becker	Mahnomen, Hubbard, Becker, Otter Tail, Wadena	Housing
MoveFwd	Hennepin	Hennepin	Outreach, Drop-in, Housing
Oasis for Youth	Hennepin	Hennepin	Drop-in, Housing
Pillsbury United Communities	Hennepin	Hennepin	Outreach
Salvation Army—Booth Brown	Ramsey	Ramsey	Shelter
The Bridge for Youth	Hennepin	Hennepin	Outreach
The Link	Hennepin	Hennepin	Drop-in, Housing
western community action program	Lyon	Lincoln, Lyon, Redwood, Cottonwood, Jackson	Shelter, Housing
YMCA Greater Twin Cities—Emma B. Howe	Hennepin	Anoka	Outreach, Housing
Youthlink	Hennepin	Hennepin	Drop-in