



Waiver Reimagine Advisory Committee

Meeting 5: October 27, 2022

Welcome!

Facilitator Lea

Meeting practices

- When speaking, re-introduce yourself (and who you represent)
- Speak slowly so the captioner can accurately capture what you share
- Stay present giving your full attention to this discussion; let us know via chat if you need to leave the discussion and when you are back
- Please stay focused on the agenda item being discussed (Jot out note for reference later) (chat guidance)
- Share your main thoughts/key points early when speaking
- All members have the right to share their ideas and all ideas are valuable

Meeting practices (continued)

- Be respectful of the process and other participants - including privacy (avoid names)
- Listen to other members and DHS with an open mind
- Focus on the issue, not the person giving feedback
- Assume positive intent – embracing a mindset that will lead to something good
- Advocate for all, not individual situations - stories are shared to inform the policy
- Summarize what you heard to ensure understanding before reacting to another's comment

Agenda

Agenda	Time(total time: 3.5 hours)
Welcome/Roll Call	15 minutes
August meeting recap/DHS updates	15 minutes
Budget Information Session	85 minutes
Meeting Wrap up	5 minutes

Meeting objectives

For WRAC members:

- ✓ Understand the development of the support range model and service mixes.
- ✓ Be prepared to participate in the update of the budget model in 2023 and beyond.

✓ For DHS staff:

- ✓ Provide understandable background on support range model and service mixes
- ✓ Listen and note questions for future materials and meeting topics

August meeting recap

- Guiding principles for reshaping the waivers
- History of reshaping the waivers
- Names of new waivers
- Next steps

Detailed information from the August meeting:

[Agenda](#) | [Presentation \(PDF\)](#) | [Meeting summary](#) | [Chat transcript \(PDF\)](#)

Waiver Reimagine Phase 2 updated timeline

- All WRAC members were emailed on 09/20/2022
- Statewide e-list was related on 09/22/2022
- Other stakeholders have been directly contacted as well throughout the weeks
- Website and FAQs are being updated



Budget Fundamentals Session

Meghan Lindblom

Budget Fundamentals Session

Today's meeting will be an information sharing and learning session for members. DHS will provide more in-depth information on:

- The budget methodology development
- The proposed budget methodology
- Future work on the budget methodology

Understanding this information will be critical to your participation your participation in future budget topics budget topics.



10/27/2022



Minnesota Department of Human Services | mn.gov/dhs



10

Questions, Comments, and Member Feedback

Since today is a learning session for members, we ask that you keep track of the specific questions you have. They will be asked for after the meeting, to help DHS understand where to focus on further.

If there are still a lot of questions about how the methodology works, DHS may hold office hours to address the questions in November. If you would be interested in attending such a meeting, please let us know in the chat right now.

Terms to know

- **Individual budget model:** the way the cost of a year of service and supports for an individual person who uses waiver services is determined/figured out.
- **Support range:** the level of a person's needs based on the MnCHOICES assessment
- **Support range criteria:** the scoring of a person's MnCHOICES responses to determine their support range.
- **Budget ranges:** the amount of money available to pay for services and supports at certain "support range"
- **Service mix:** the amount of services and rates of services that add up to a person's total budget.

Level based budget method choice: June review

Budget team

June Review: Slicing up the pizza

Level 1

Level 2

Level 3



Level based budget: strengths and challenges

Strengths

- Can account for errors or changes in assessment by not being reliant on just a few answers
- Can be updated without affecting the entire system
- Offers a budget range
- Easier to understand

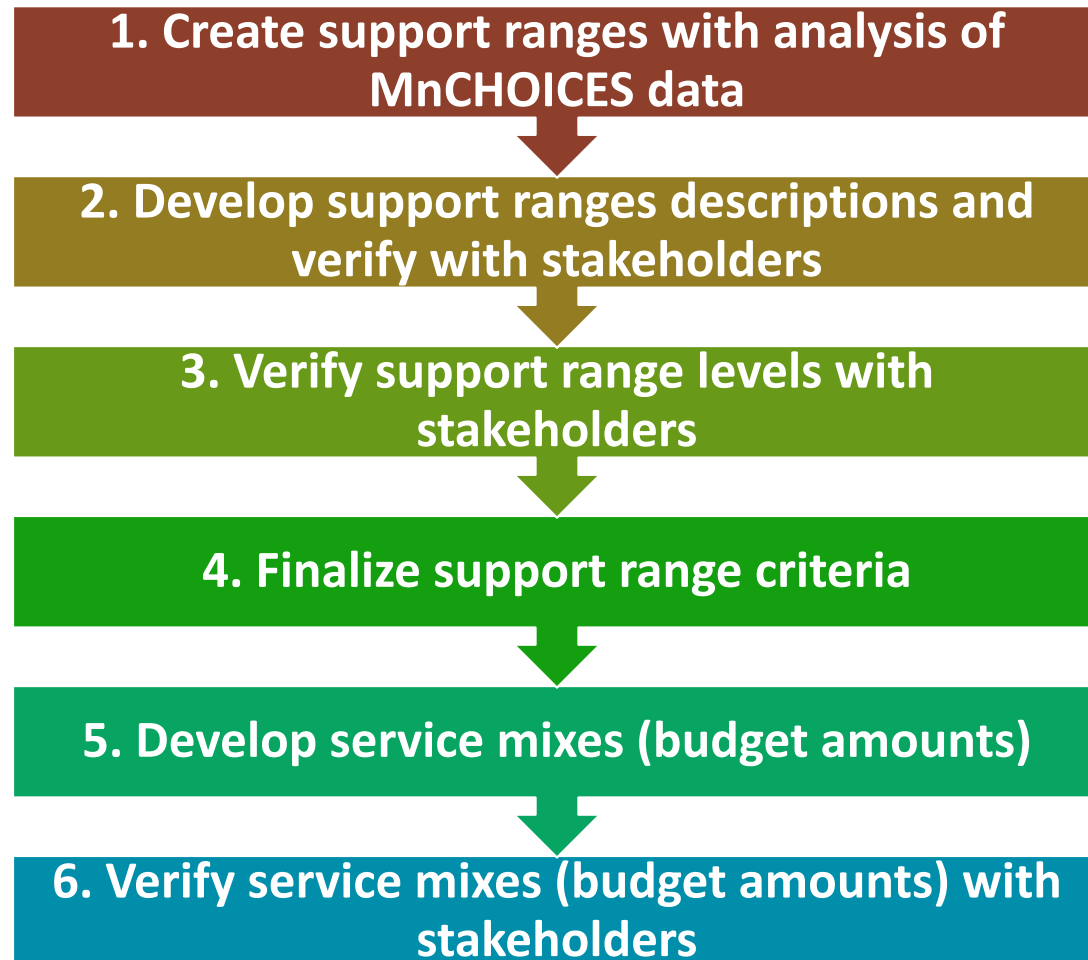
Challenges

- Less individualized or unique
- Can require additional data collection

Minnesota's Levels: How the methodology was created

Budget team

Steps to create the budget method



- Central research questions:
 - How many levels should there be?
 - How do we assign people to the levels?
 - How much funding does each level receive?
- All of the answers to our questions involve analyzing MnCHOICES, service, and spending data from **the total population** of people who use disability waiver services.

Twenty support ranges and years of work

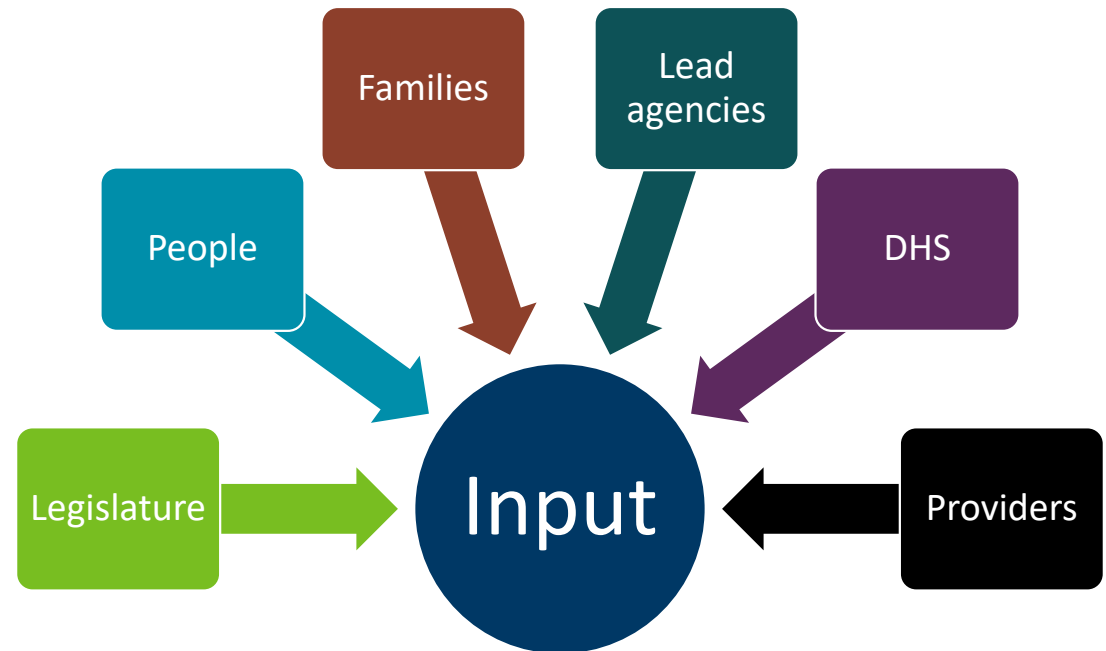
Before we begin discussing *how* the methodology was created, we should first note that this work was completed for the adult support ranges AND the children support ranges but done separately.

- Adult support ranges and budgets were created in 2018
- Children support ranges and budgets were created in 2020

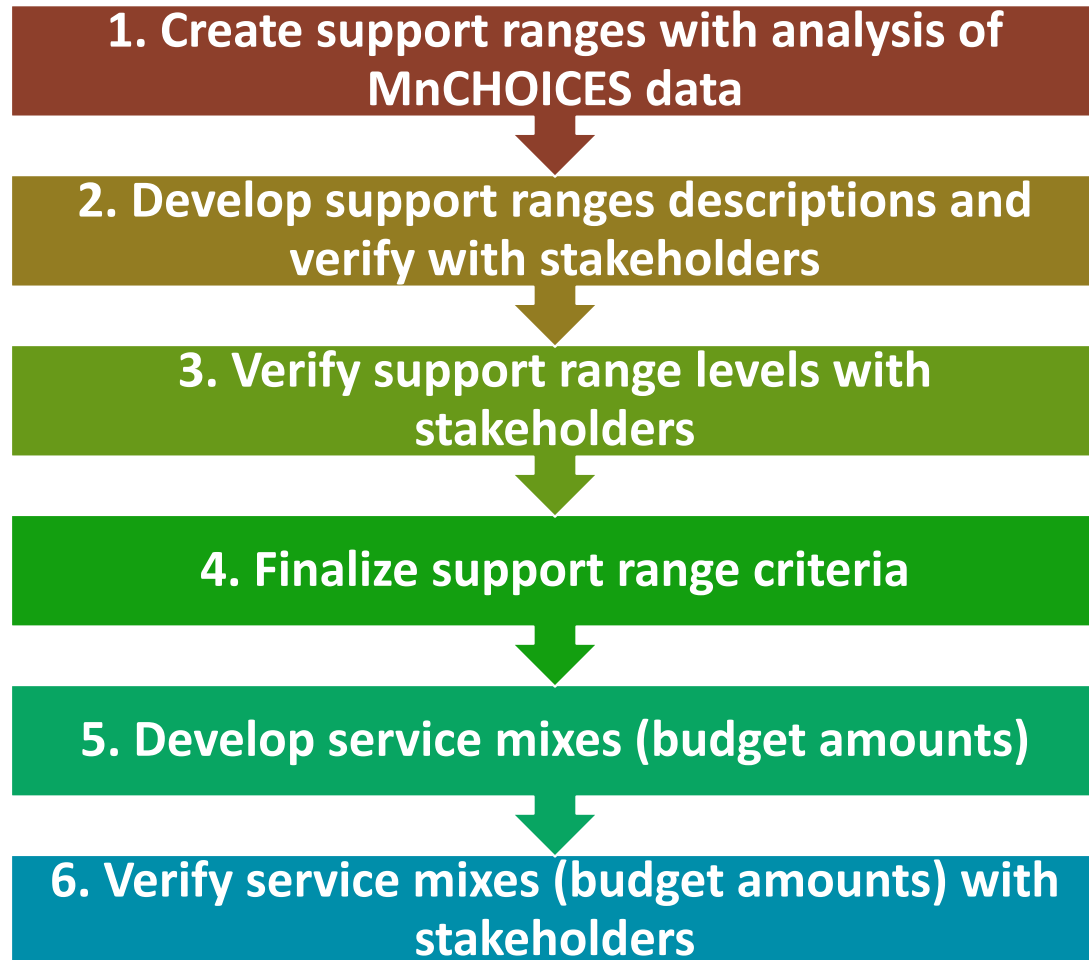
The processes were similar but not identical due to the different populations as well as other factors such as the COVID-19 pandemic. As one example of differences, the 2018 work focused on in-person stakeholder feedback while the 2020 work was limited to only virtual engagement.

Stakeholder involvement

- **Flexibility** to encourage person-centered supports.
- Enhance **personal authority** over service choice.
- **Simplify** waiver program information and administration.
- **Equity** across waiver programs and participants.
- **Align** benefits across waivers, regardless of disability.
- Ensure a **smooth transition**.
- Opportunity to **monitor and improve programs** to achieve greater sustainability.
- Build systems that promote **self-determination and independence**



Step 1: Create support ranges



Determine support ranges

Using actual MnCHOICES assessments, the project team identified naturally occurring groups of support needs based on multiple statistical models.

The team then reviewed the groupings to determine if there were meaningful differences that needed to be accounted for, like higher behavioral or health needs.

Review and clean up of data

Descriptive analysis

Regression analysis

Factor analysis

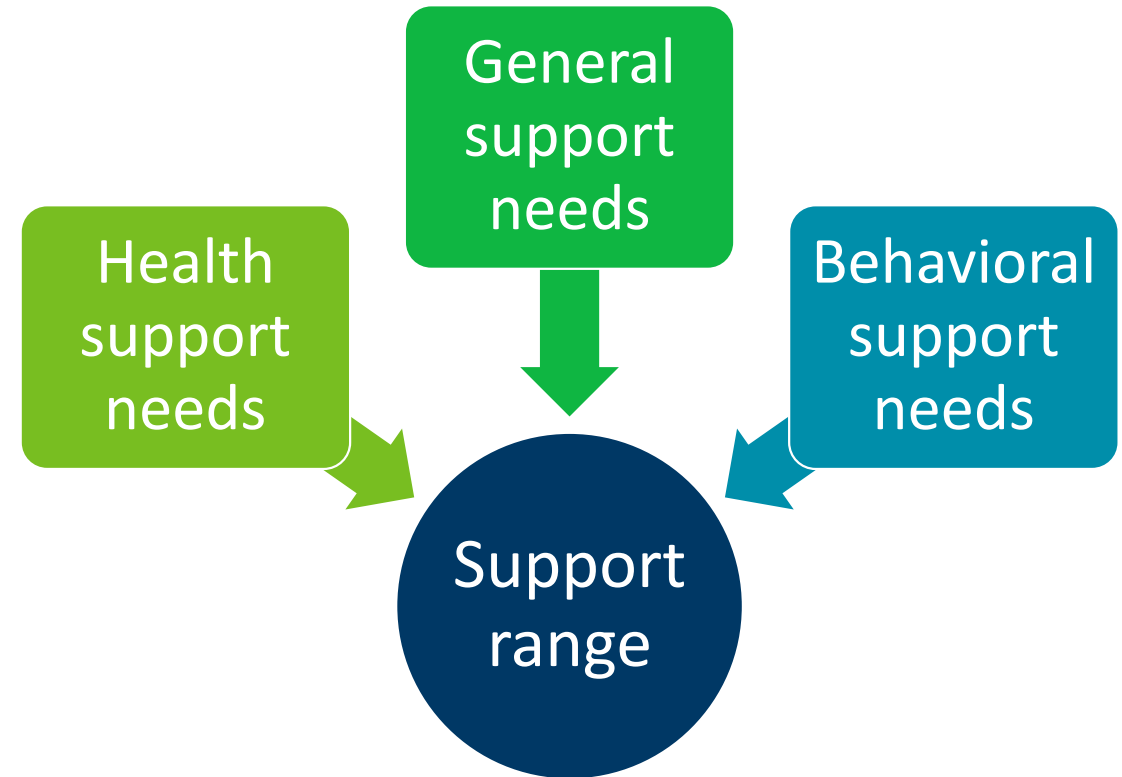
Latent class analysis

The support range methodology (scoring)

Example Question

When doing simple meal preparation, this person:

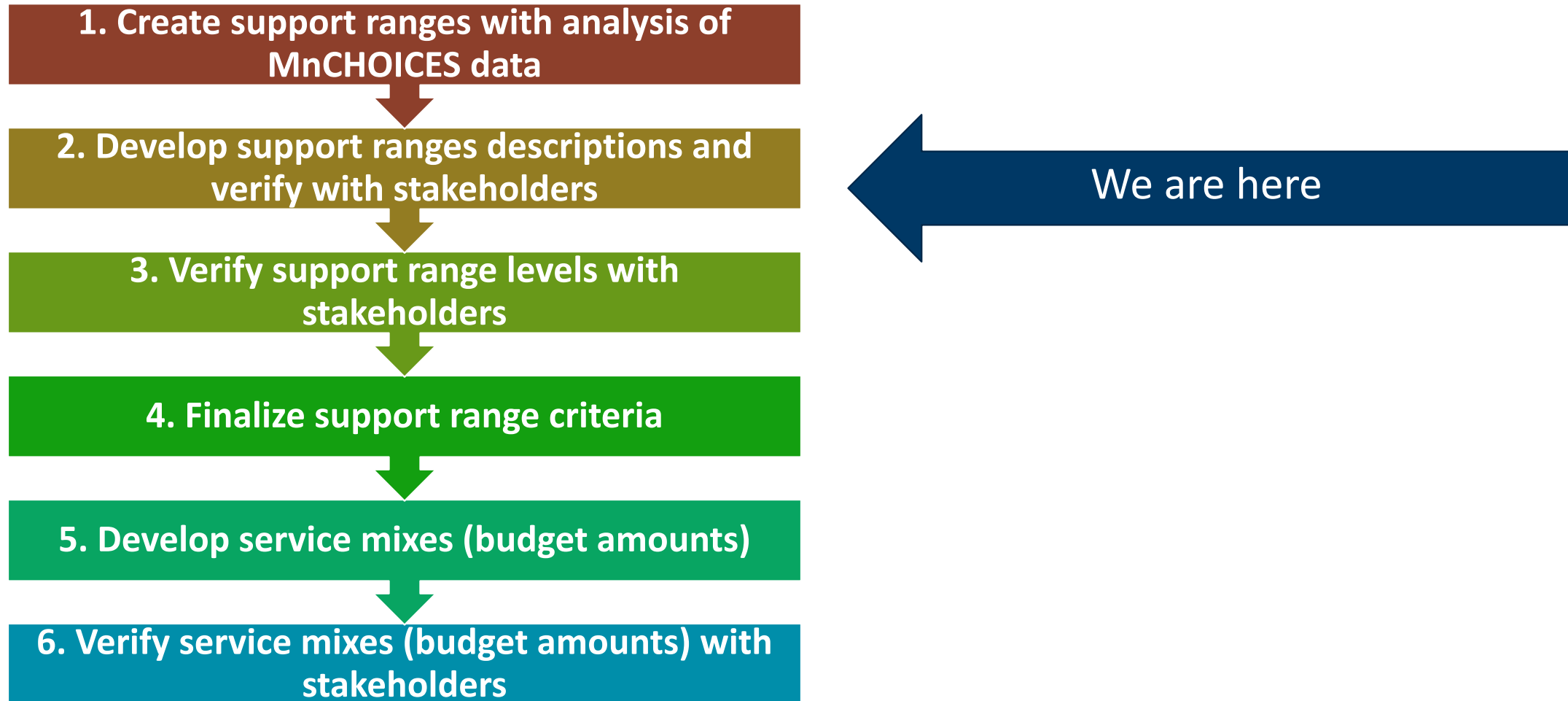
- Needs no help or supervision (0 – none)
- Sometimes needs assistance of occasional supervision (1 – minimal)
- Often needs assistance or constant supervision (2 – moderate)
- Always or nearly always needs assistance (3 – extensive)



Adult MnCHOICES scoring

Support range	General support needs (GSN)	Psychosocial behavior	Psychosocial emotions	Psychosocial mania/psychosis	Health
1	7 or less	16 or less	5 or less	0 or 1	5 or less
2	8 to 19				
3	20 to 29				
4	30 or higher				
L	19 or less	17 to 29	6 to 11	2 to 4	6 to 19
H	20 or higher				
E	Any score	30 or higher	12 or higher	5 or higher	20 or higher

Step 2: Develop Support Range Descriptions



Develop support range descriptions

- Using the Charting the LifeCourse Framework, support range descriptions were developed and reviewed by stakeholder groups for accuracy and language.
- These descriptions provide plain language examples of the support needs of individuals in each Support Range and could be a very helpful planning tool.



Daily Life &
Employment



Community
Living



Safety &
Security



Healthy
Living

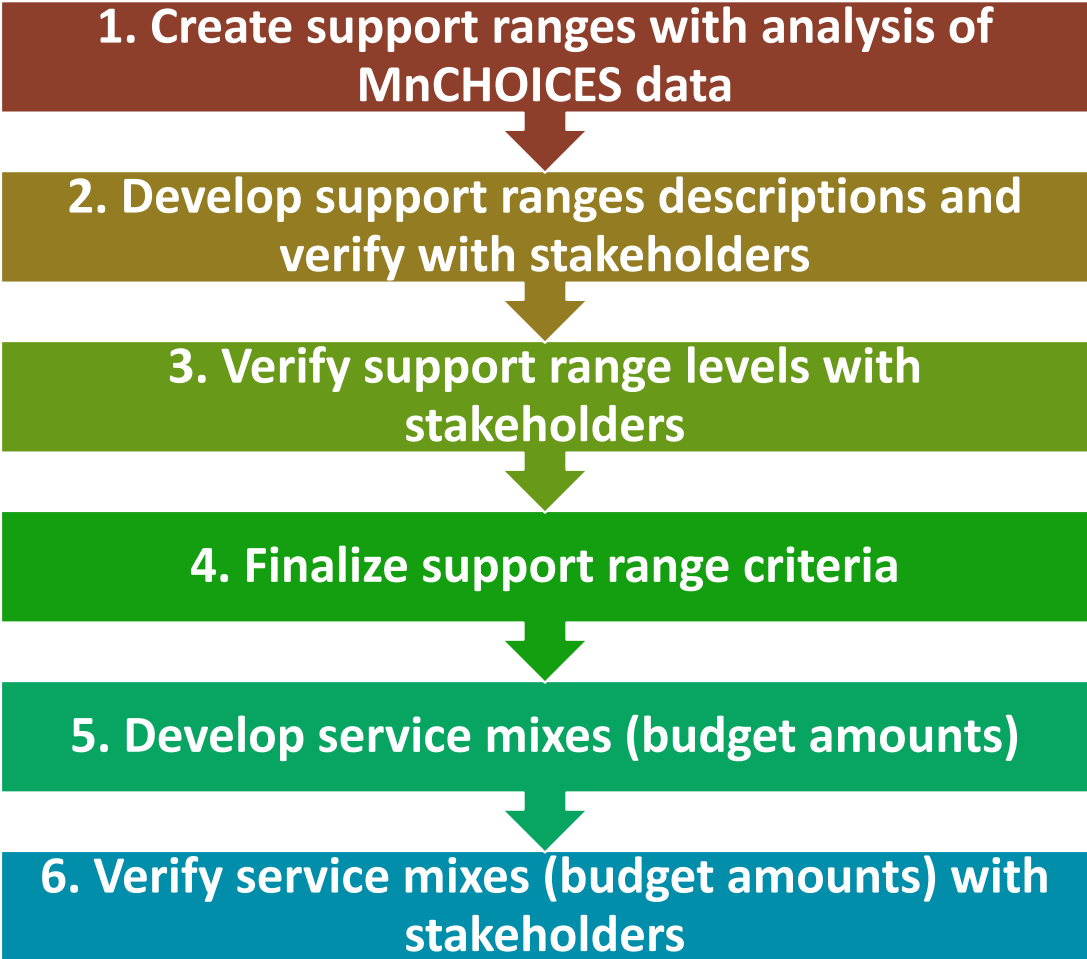


Social &
Spirituality



Advocacy &
Engagement

Step 3: Verification



Support range survey steps

De-identified profiles created with real data from real people.



The expert panel of stakeholders reviewed profiles and scored need.



What support range would you assign this person?



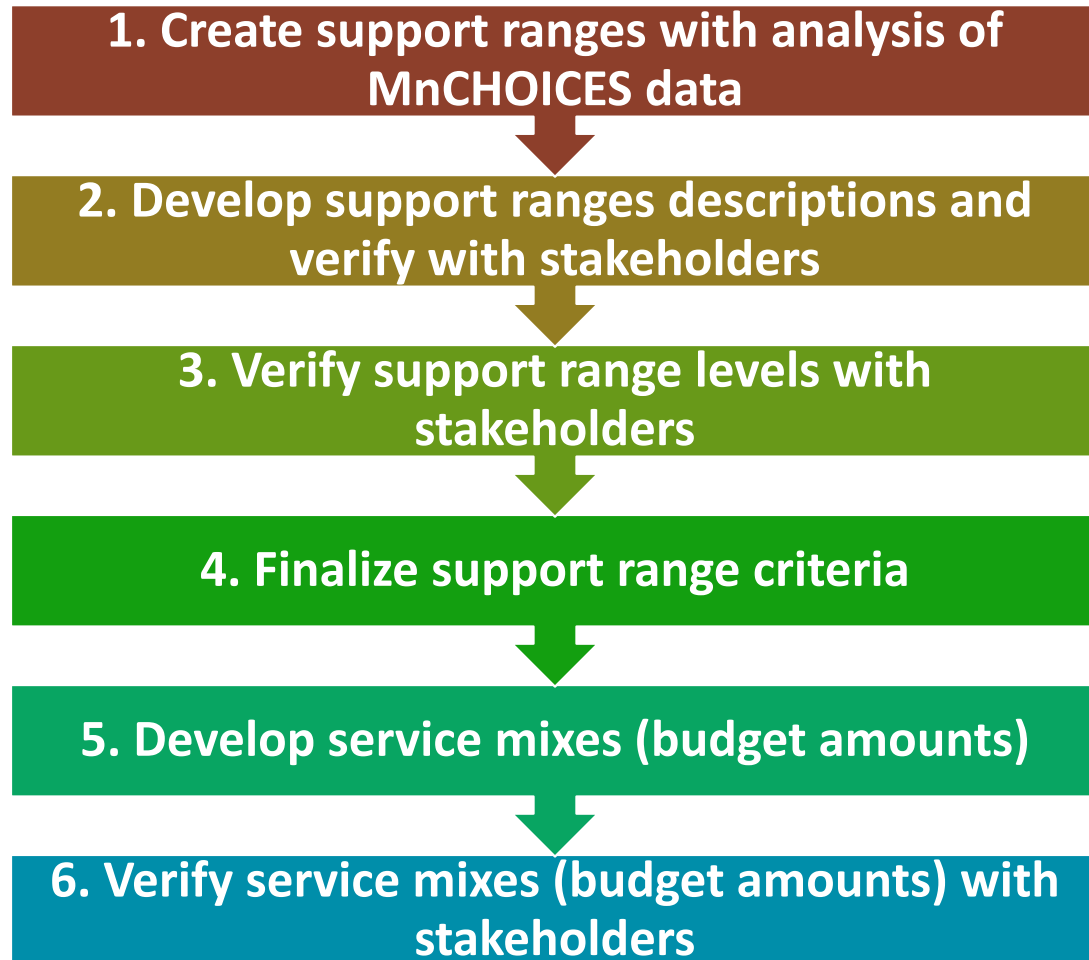
Analyze and adjust the support range criteria based on Minnesota expert review.

Support range survey example

What amount of general support does the person for daily activities beyond what is age appropriate?

	Low	<i>Needs infrequent reminders or supervision</i>
	Moderate	<i>Frequent reminding and some support for most daily tasks</i>
	High	<i>Partial or full support for most daily tasks</i>
	Extensive	<i>Full physical support for all daily tasks</i>

Step 4: Finalization



Finalizing support range criteria

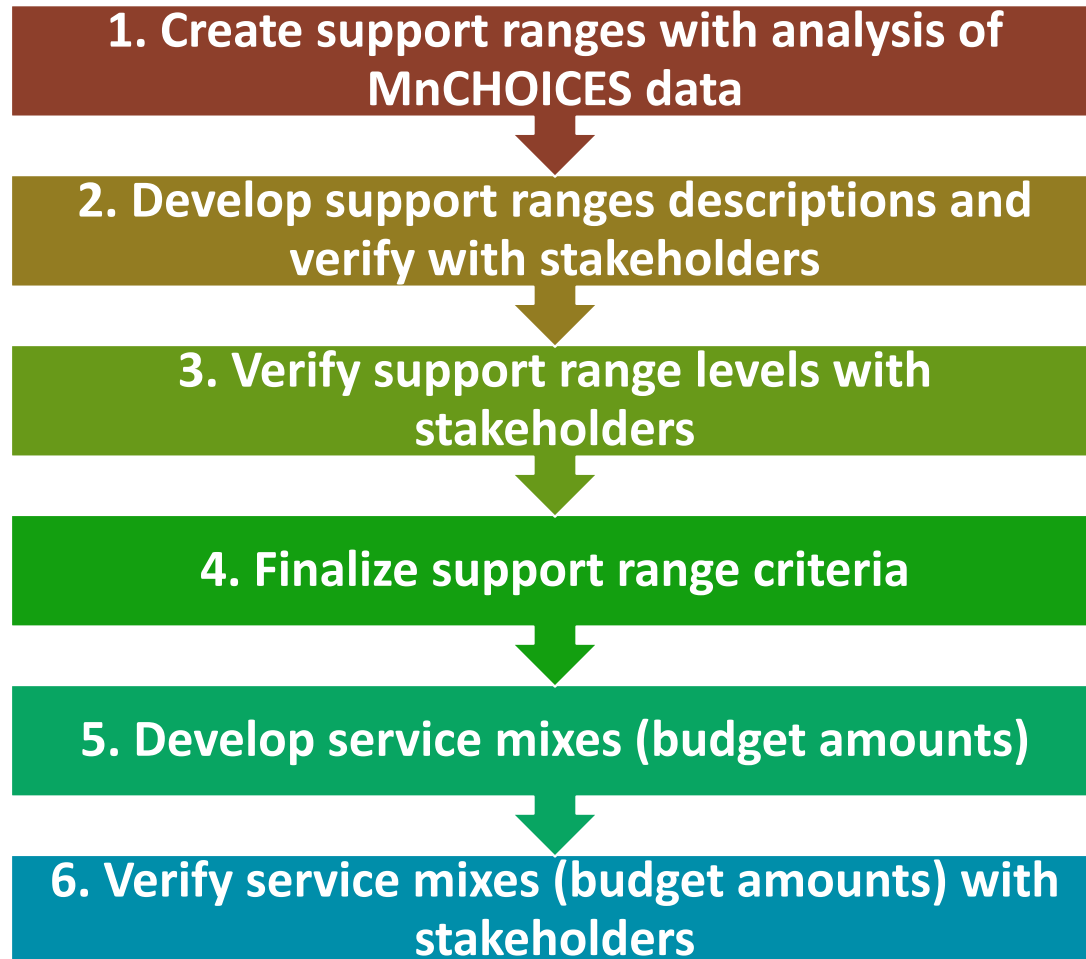
The outcome of the survey was further refinement of the model, based on expert experience from Minnesotans. Some of the findings included:

- Preliminary criteria for Support Ranges 1-4, were consistent with the assignments of the expert panel.
- Expert panel members, however, were more likely to assign individuals to Support Ranges L and H than our preliminary criteria. We adjusted our preliminary criteria so that more individuals could be assigned to those support ranges, with minimal impact to Support Ranges 1-4.
- We also reviewed the individuals who were assigned to Support Range E, and used the information from that analysis to develop criteria for Support Range E.

How the criteria changed example

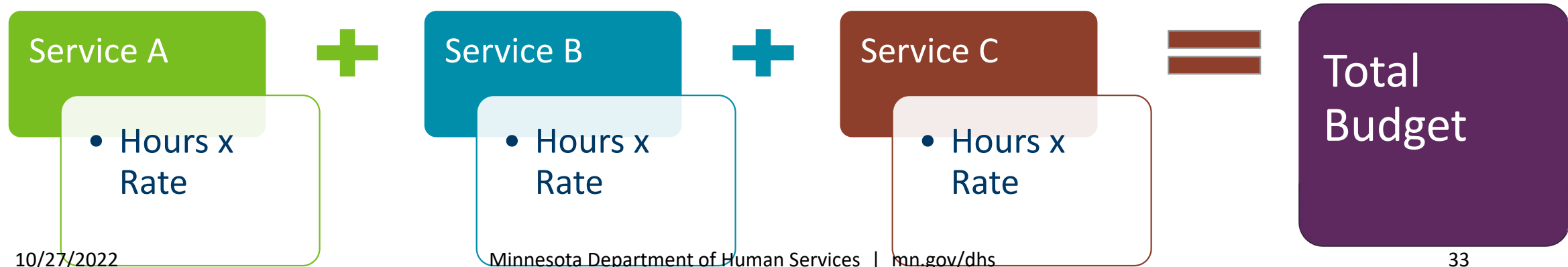
Support range	General support needs (GSN)	Psychosocial behavior	Psychosocial emotions	Psychosocial mania/psychosis	Health
1	7 or less	16 or less	5 or less	0 or 1	5 or less
2	8 to 19				
3	20 to 29				
4	30 or higher				
L	19 or less	17 to 29	6 to 11	2 to 4	6 to 19
H	20 or higher				
E	Any score	30 or higher	12 or higher	5 or higher	20 or higher

Step 5: Determining costs



What is a service mix?

- An estimate of the types and amounts of services needed by individuals in each support range, for each living setting, and for adults and children
 - Service mixes are priced out to using assumptions input into the appropriate DWRS frameworks to determine the precise budgets
 - Service mixes don't dictate service use; individuals can use their budget flexibly to buy the services that they want and need



Creating a service mix

In order to create service mixes DHS took into consideration:

- current utilization data
- legislative guidance & initiatives
 - independent living first
 - employment first
 - self-direction first
- internal policy goals.

		Living Independently						
		1	2	L	3	4	H	E
<i>Personal Supports</i>								
Individualized Home Supports	Hours/ Week	14	14	17	17	21	21	21
Individualized Home Supports with Training	Hours/ Week							
Extended Personal Care Assistance	Hours/ Week			7	7	7	7	7
Homemaker	Hours/ Week	3	3	3	3	4	4	4
Chore	Hours/ Week							
<i>Day and Employment Services</i>								
Day Support Services	Hours/ Week	5	5	7	7	12	12	12
Prevocational Services	Hours/ Week							
Employment Exploration	Hours/ Year							
Employment Development	Hours/ Year							
Employment Support	Hours/ Week	5	5	7	7	7	10	10

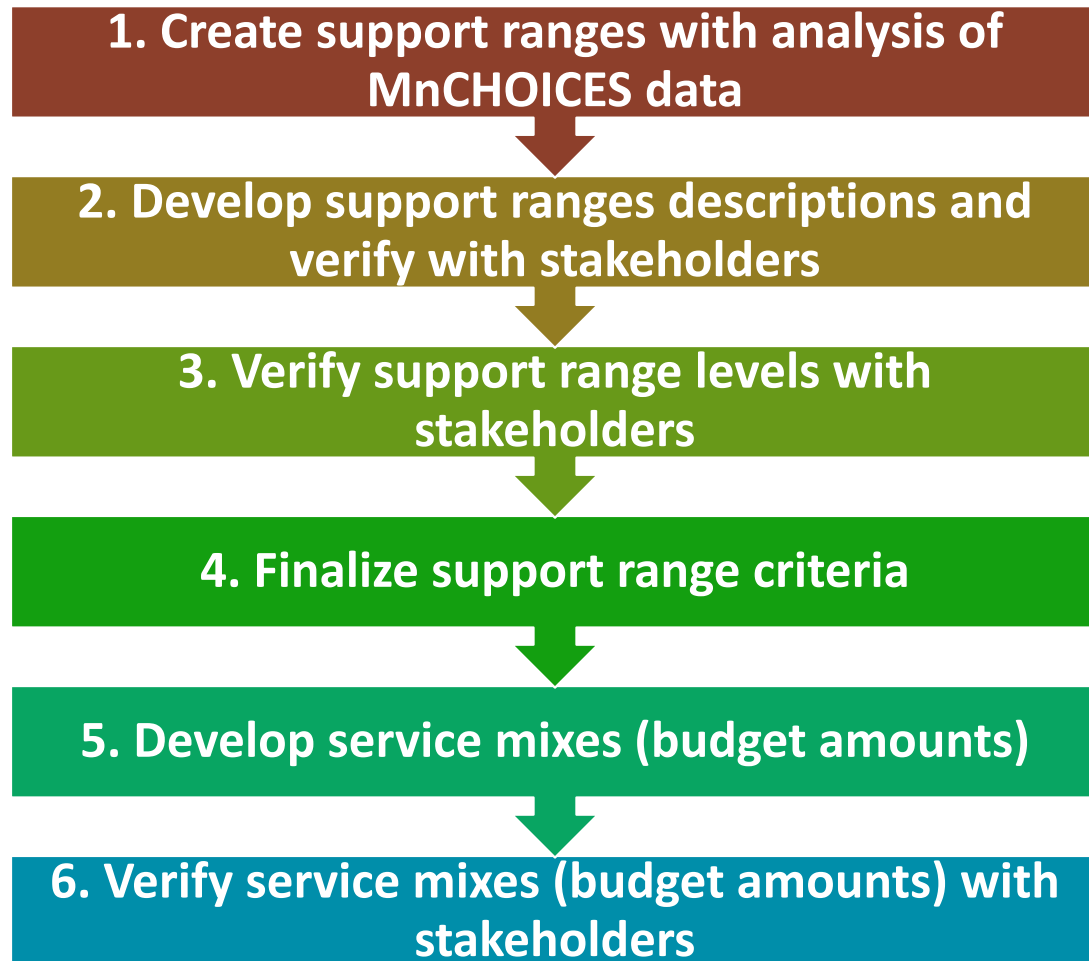
Budget Range Example

Budget Range 3 for a Person who Lives Independently (Adult)

Individualized home supports (17 hours/week)	\$37,604
Extended personal care (7 hours/week)	\$6,230
Day support (7 hours per week) and Employment support (7 hours per week)	\$20,789
Total	\$67,389
Budget range	\$33,695 to \$70,758

The service mix determines the total budget but does not dictate which services a person will use. The person will have this budget range to purchase the services that they choose works best for them.

Step 6: Second verification



Verify with stakeholders: record review of support range AND service mixes

De-identified profiles created with real data from real people, including all service and spending data.



The expert panel of stakeholders reviewed profiles and compared current spending to future spending.



What services is this person using? What will their future budget be?



Analyze and adjust the service mixes based on Minnesota expert review.

Record review scoring example; Kids 2020

For each support area (if applicable), does the child need none, low, moderate, high, or extensive support?

Support area	None	Low	Moderate	High	Extensive	N/A
Activities of daily living (e.g., eating, bathing, dressing, getting around inside the home)	blank	blank	blank	blank	blank	blank
Instrumental activities of daily living (e.g., preparing food, household chores)	blank	blank	blank	blank	blank	blank
Social and community activities (e.g., making friends, socializing, recreation)	blank	blank	blank	blank	blank	blank
Sensory and communication (e.g., communicating needs and wants)	blank	blank	blank	blank	blank	blank
Safety (e.g., avoiding hazards, personal safety)	blank	blank	blank	blank	blank	blank

The Minnesota budget methodology

Budget Team

The individual budget model

Support range descriptions

Description of a person's support and service needs

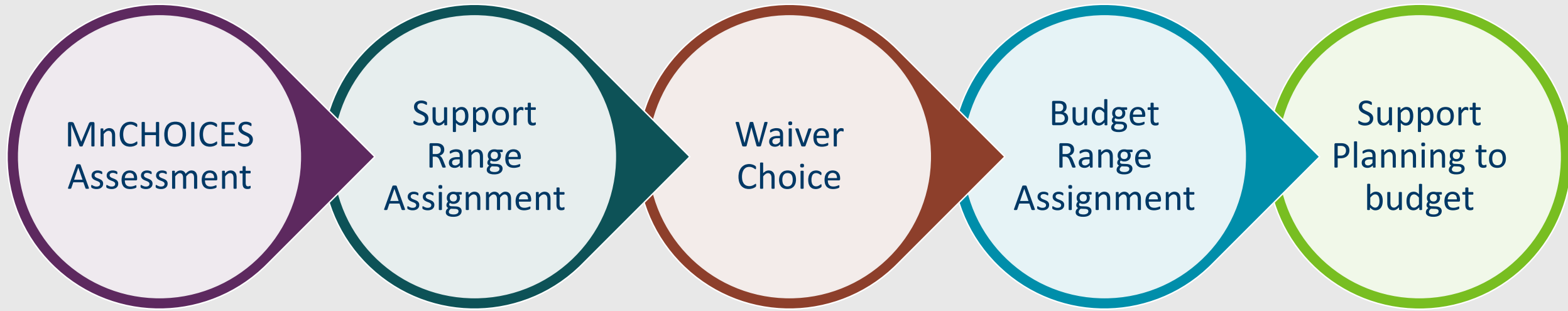
Support range criteria

The level of a person's needs based on the MnCHOICES assessment

Service mixes

The amount of funding for a person

Budget Assignment Process



- A person's annual assessment will determine eligibility and be used to determine their support range

- Based on the support range criteria scoring, person is assigned a support range

- Waiver choice will be dependent on where a person lives

- Where a person lives and what support range they are assigned to will determine which budget range they have

- Once a person's budget range is known, the support planning team can work to create a support plan.

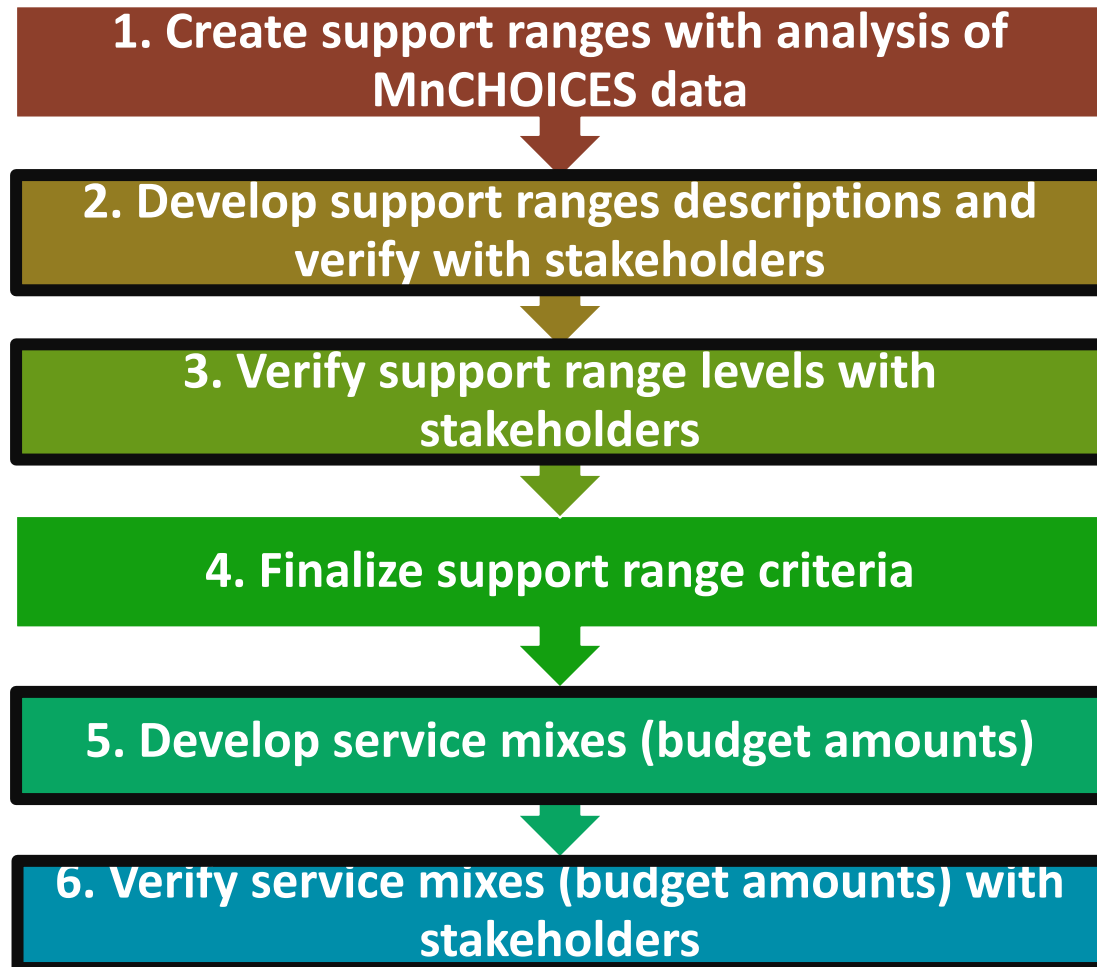
What's next for the budget model?

Budget team

Due to the updates to the MnCHOICES assessment, the support range criteria will need to be updated. DHS anticipates it can begin the work of updating the criteria one year after the launch of the new MnCHOICES.

This provides DHS and stakeholders the additional benefit of examining the entire methodology development process again. We are anticipating the WRAC playing a large part in this next development process.

Where are we now and what's next?



- We gather data from the new MnCHOICES and start at step number 1 to recalibrate our support ranges and budgets.
- In the meantime, we work on budget policies and procedures, such as budget exceptions, self-direction, training, communication, manuals, etc.

What will change and what will stay the same?

What will **stay the same** with the updated budget model?

- Support range framework
- Service mix framework
- Use of the MnCHOICES assessment to assign a person to a support range

What **could change** with the updated budget model?

- Number of support ranges
- Age range of support ranges
- Exact service mix amount including which services are included, the rates, and the budget amounts
- Exact items used from the MnCHOICES assessment

Waiver Reimagine Phase 2: budget topics timeline

2023

- Continued development of policy and procedure
- Budget exceptions, self-direction, and communication planning

2024

- MnCHOICES revision data is gathered for analysis
- Budget recalibration work including record review and support range surveying

2025

- Submit plans for public comments and CMS
- Trainings for all stakeholders including people, their families, lead agencies, and providers

2026

- Waiver Reimagine Phase 2 launches January 1, 2026 on a rolling basis

- Questions that came in via chat will be captured from today's meeting and responded to individually and to the WRAC in summary (via email and FAQs)
- WRAC members can also submit questions via email to: waiver.reimagine@state.mn.us
- There will be an evaluation survey sent out shortly after the meeting, which will have space to capture questions.
 - If there are still a lot of questions about how the methodology works, DHS may hold office hours to address the questions in November.

Reminders and future meeting

- Reimbursement forms
- Future meetings (2022):
 - Thursday, December 15, 2022
 - Topic: Reshaping Waivers
 - Meeting time: 10:00 am - 1:30 pm
 - Thursday, February 23, 2023
 - Topic: Service mixes and budget amounts

Thank You!

Waiver.reimagine@state.mn.us