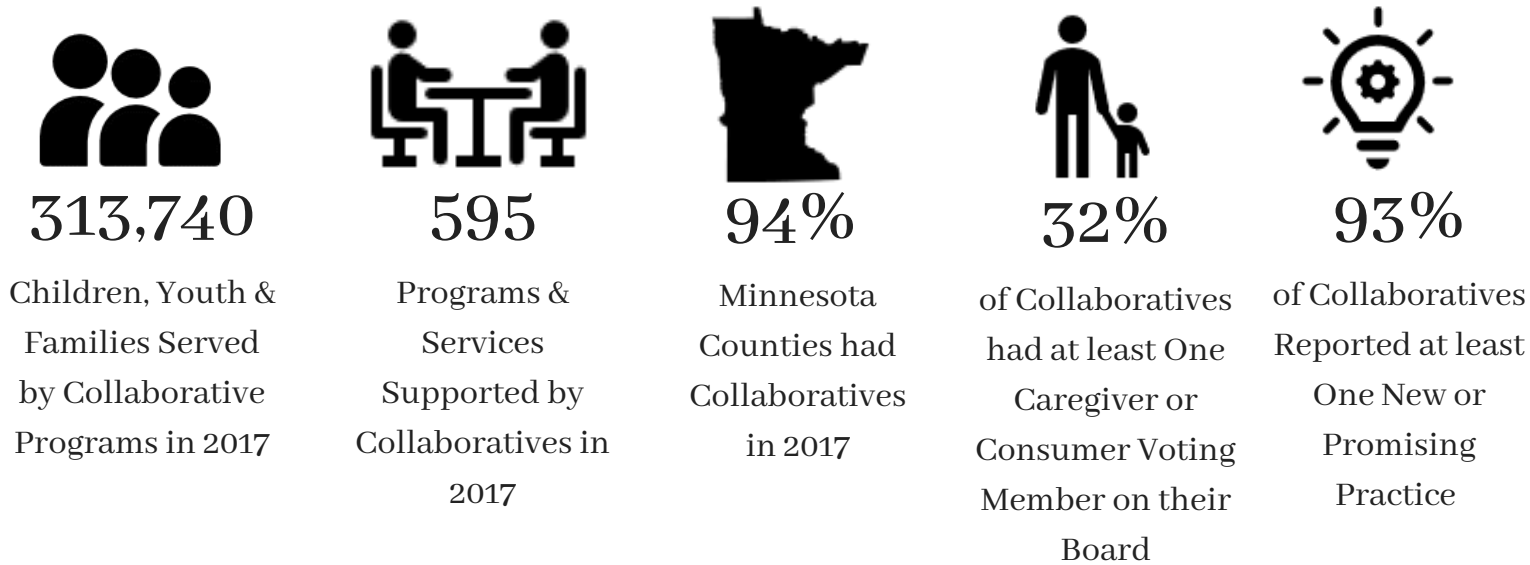


2017 Collaborative Report Infographic

In 2017, there were 90 Children's Mental Health & Family Services Collaboratives serving communities across Minnesota. The mission of Collaboratives is to coordinate & integrate resources & services for children, youth, & families who face complex problems & are involved with multiple service systems. This infographic highlights & summarizes Collaboratives' efforts & funding in 2017. Data sources for this infographic include aggregate data from the *2017 Collaborative Annual Reports* & *2017 LCTS Spending Reports*.

2017 Highlights

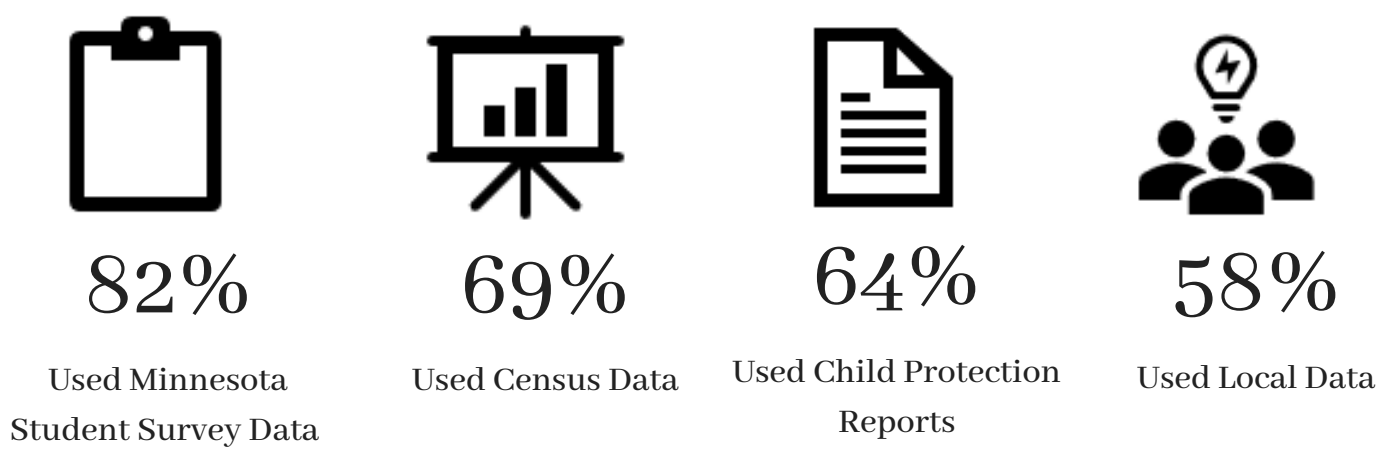


Collaborative Priority Areas

- Promoting Mental Health & Well-Being of Children, Youth & Young Adults
- Supporting Healthy Growth & Social Emotional Development of Children, Youth & Young Adults
- Strengthening Resilience & Protective Factors of Families, Schools & Communities

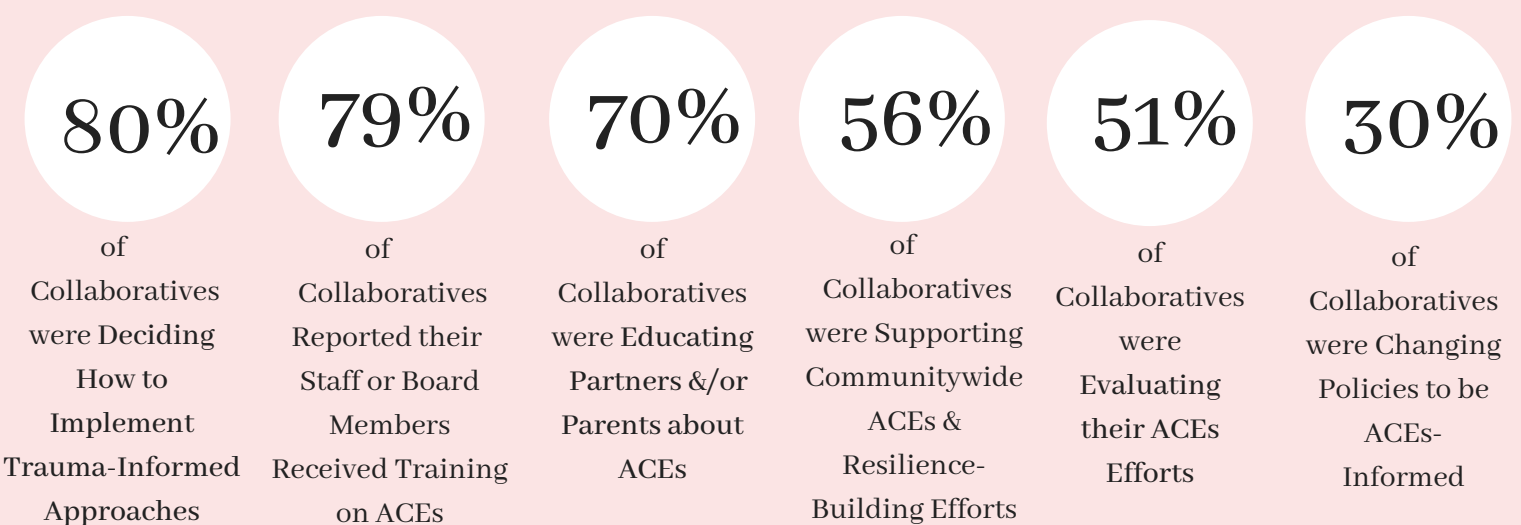
Strategic Planning

Collaboratives worked with their board members & partners to assess community needs, support programming, form partnerships, coordinate services, & address gaps to best meet the needs of the children, youth & families in their communities. While all Collaboratives engaged in strategic planning, each Collaborative's process varied. Of the 91 Collaboratives, 11% reported using a form or other tool to assist with their strategic planning process. The majority of Collaboratives reported using the following data sources to inform their strategic planning in 2017:



Adverse Childhood Experiences (ACEs) & Resiliency Activities in 2017


Collaboratives reported on the ACEs & resiliency activities they were implementing locally in 2017. On average, Collaboratives reported integrating 4 of the 6 ACEs & resiliency activities listed below.



2017 Collaborative Integrated Funding


\$29.62 Million
 Total Integrated Funding

Total 2017 LCTS = \$16.61 Million
 Total 2017 Non-LCTS = \$13.01 Million


\$20.37 Million
 Total Integrated Fund Spending

Total 2017 LCTS Spent = \$12.96 Million
 Total 2017 Non-LCTS Spent = \$7.41 Million



Collaborative Sustainability

In 2017, the majority of Collaboratives (60%) reported using at least one funding strategy in addition to LCTS monies to help support their efforts. Funding strategies included grant seeking, partner contributions, increased collaboration & strategic planning, & third party billing.